

PLASMA TORCH



Product catalogue



WITH HIGH FREQUENCY

HT50/HTM50-CB	073
HT70/HTM70-CB	075
HT81/HTM81-A	077
HT100/HTM100-CB	079
HT101/HTM101-A	081
HT141/HTM141-A	083
HT151/HT150-CB	085
HT151/HTM151-A	087
PT-31	089
SG-51	090
SG-55	091
JAPANESE P80	092



WITHOUT HIGH FREQUENCY

PT20-40 TORCHES SUITABLE FOR TRAFIMET®S PRODUCTS	
PT20C-S	093
PT25/PT25C-S	095
PT40-S	097
PT-60	099
PT80/PTM80	101
PT100/PTM100	103
PT120/PTM120	105

SPARE PARTS

SPARE PARTS SUITABLE FOR HYPERTHERM® PRODUCTS

POWERMAX1000® T60/T60M® POWERMAX1100® RT80/RT80M®	
POWERMAX1250® T80/T80M® RT60/RT60M®	
POWERMAX1650® 100/T100M®	107

SPARE PARTS SUITABLE FOR HYPERTHERM® PRODUCTS

MAX200® PAC200T/E® HT2000®	107
----------------------------------	-----

HT50/HTM50-CB



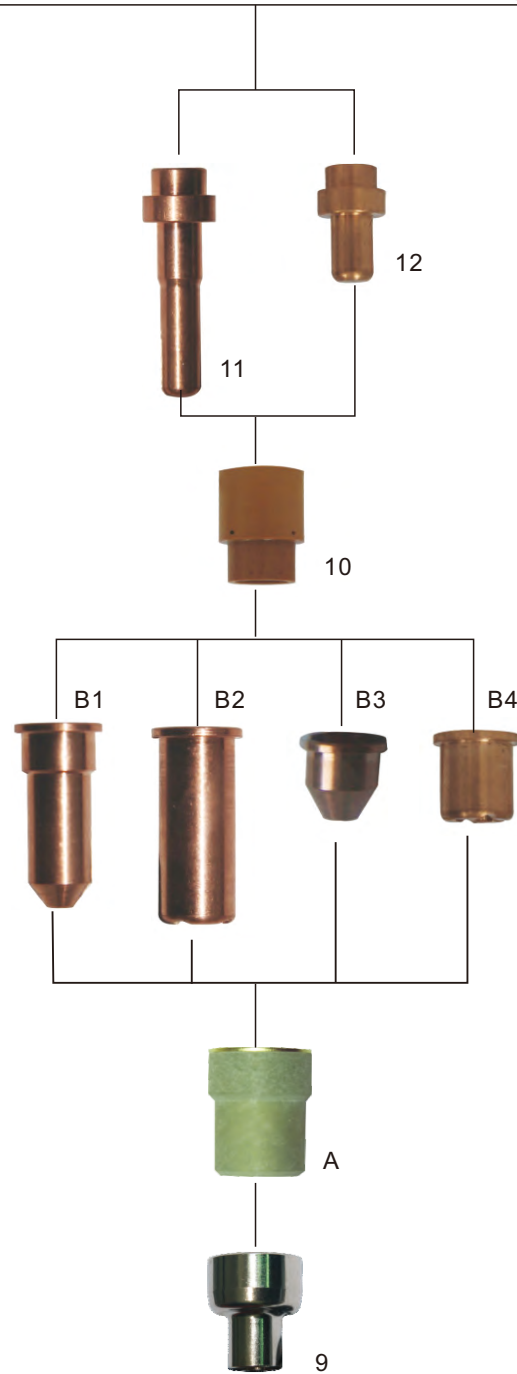

TECHNICAL DATA

Current: 50 Amp
 Duty Cycle: 60%
 Gas: AIR
 Gas Pressure: 4.5-5.0 Bar
 Gas Flow: 120 LPM
 Ignition: HF
 Post Flow: 50 sec.recommended
 Standard Length: 6M

MACHINE TORCH



CABLE ASSEMBLY LTM



HAND TORCH

Pt.No	Description
IVT6800	Plasma cutting torch LT50/6m 1/8G
IVT6805	Plasma cutting torch LT50/6m 1/4G
IVT6806	Plasma cutting torch LT50/6m M14x1
IVT6809	Plasma cutting torch LT50/6m M16x1.5
IVT6807	Plasma cutting torch LT50/6m central adaptor

MACHINE TORCH

Pt.No	Description
IVT6730	Plasma cutting auto torch LTM50/6m 1/8G
IVT6722	Plasma cutting auto torch LTM50/6m 1/4G
IVT6723	Plasma cutting auto torch LTM50/6m M14x1
IVT6724	Plasma cutting auto torch LTM50/6m M16x1.5
IVT6736	Plasma cutting auto torch LTM50/6m central adaptor

Outside nozzle

No.	Part Number	Description
A	IVS0008	Plasma torch head LTM50
	IVS0008-01	Fiber glass position tube/LTM

TIP

No.	Part Number	Description
B1	IVU0069-10	Extended conical tip Φ 1.0mm/LT50
B2	IVU0019-10	Extended tip Φ 1.0mm/LT50
	IVU0018-10	Extended tip Φ 1.0mm/LT50-70
	IVU0018-11	Extended tip Φ 1.1mm/LT50-70
B3	IVU0064-10	Conical tip Φ 1.0mm/LT50-70
B4	IVU0033-10	Tip Φ 1.0mm/LT50-70
	IVU0033-11	Tip Φ 1.1mm/LT50-70
	IVU0033-12	Tip Φ 1.2mm/LT50-70
	IVU0065-10	Tip Φ 1.0mm/LT50-70

COMPONENTS

No.	Part Number	Description
1	IVZ0085	Plasma torch head LTM50
1a	IGV0013	Fiber glass position tube/LTM
2	IVN0671	Cable assembly LTM50-70 6m 1/8G
3	I2T5687	Connecting adaptor 1/8G-1/4G
4	I2T5688	Connecting adaptor 1/8G-M14x1
5	I2T5689	Connecting adaptor 1/8G-M16x1.5
6	I2X0078	Central adaptor torch side Plasma 5 pins
7	ICG6006	Spanner for Plasma
8	ISM0081	Circle cutting attachment/LT50
9	ISM0006	Shield cap for extended tip/LT50
10	IVF0002	Diffuser LT50-70
11	IVB0015	Extended electrode HF Plasma LT50
12	IVB0062	Electrode HF Plasma LT50

COMPONENTS

No.	Part Number	Description
13	IVZ0050	Plasma torch head LT50
13a	IFT0707	O-ring Φ 12.42x1.78mm in silicon red
14	IGV0039	Plasma handle manual/CB50-70/Red:
15	I2HJ0722	Protection part/Plasma/Yellow
16	I2HQ0070	Trigger
17	I2HJ0893	Joint/small/new type
18		Cable assembly
18.1	IVN0627	Cable assembly LT50-70/6m 1/8G
18.2	IVN0629	Cable assembly LT50-70/6m 1/4G
18.3	IVN0625	Cable assembly LT50-70/6m M14x1
18.4	IVN0621	Cable assembly LT50-70/6m M16x1.5
18.5	IVN0628	Cable assembly LT50-70/6m central adaptor



HT70/HTM70-CB



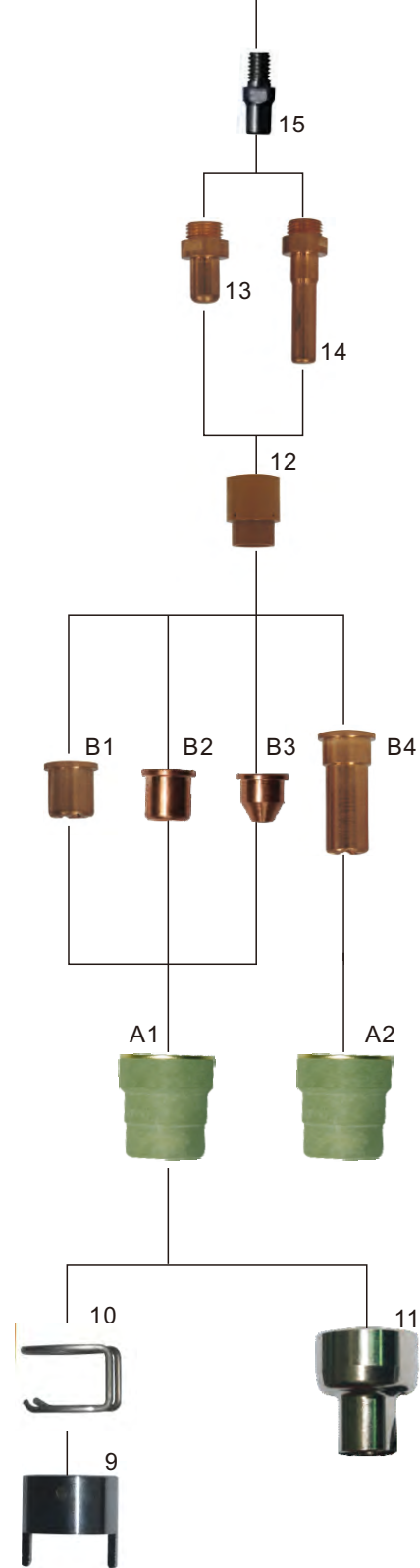

TECHNICAL DATA

Current: 70 Amp
 Duty Cycle: 60%
 Gas: AIR
 Gas Pressure: 4.5-5.0 Bar
 Gas Flow: 130 LPM
 Ignition: HF
 Post Flow: 70 sec.recommended
 Standard Length: 6M

MACHINE TORCH



CABLE ASSEMBLY LTM



HAND TORCH

Pt.No	Description
IVT6870	Plasma cutting torch LT70/6m 1/8G
IVT6876	Plasma cutting torch LT70/6m M14x1
IVT6879	Plasma cutting torch LT70/6m M14x1
IVT6875	Plasma cutting torch LT70/6m M16x1.5
IVT6877	Plasma cutting torch LT70/6m central adaptor

MACHINE TORCH

Pt.No	Description
IVT6740	Plasma cutting auto torch LTM70/6m 1/8G
IVT6742	Plasma cutting auto torch LTM70/6m 1/4G
IVT6743	Plasma cutting auto torch LTM70/6m M14x1
IVT6744	Plasma cutting auto torch LTM70/6m M16x1.5
IVT6746	Plasma cutting auto torch LTM70/6m central adaptor

Outside nozzle

No.	Part Number	Description
A1	IVS0087	Outside nozzle LT70
A2	IVS0087-01	Outside nozzle/maximum life LT70

TIP

No.	Part Number	Description
B1	IVU0065-09	Tip Φ 0.9mm LT50-70
	IVU0033-10	Tip Φ 1.0mm LT50-70
	IVU0033-11	Tip Φ 1.1mm LT50-70
	IVU0033-12	Tip Φ 1.2mm LT50-70
B2	IVU0028-10	Flat tip Φ 1.0mm
	IVU0028-12	Flat tip Φ 1.2mm
B3	IVU0064-10	Conical tip Φ 1.0mm/LT50-70
	IVU0064-12	Conical tip Φ 1.2mm/LT50-70
B4	IVU0035-98	Extended tip Φ 0.98mm/LT50-70
	IVU0018-10	Extended tip Φ 1.0mm/LT50-70
	IVU0018-11	Extended tip Φ 1.1mm/LT50-70
	IVU0018-12	Extended tip Φ 1.2mm/LT50-70

COMPONENTS

No.	Part Number	Description
1	IVZ0073	Plasma torch head LTM70
1a	IGV0013	Fiber glass position tube/LTM
2	IVN0671	Cable assembly LTM50-70 6m 1/8G
3	I2T5687	Connecting adaptor 1/8G-1/4G
4	I2T5688	Connecting adaptor 1/8G-M14x1
5	I2T5689	Connecting adaptor 1/8G-M16x1.5
6	IZX0078	Central adaptor torch side Plasma 5 pins
7	ICG6006	Spanner for Plasma
8	ISM0081	Circle cutting attachment/LT50
9	ISM6662	Double pointed spacer/LT70

COMPONENTS

No.	Part Number	Description
10	ISM0060	Spacer spring/LT70
11	ISM0007	Shield cap for Extended tip/LT70
12	IVF0002	Diffuser LT50-70
13	IVB0018	Electrode HF Plasma LT70
14	IVB0019	Extended electrode HF Plasma LT70
15	I2N0766	Air tube/LT70
16	IVZ0015	Plasma torch head LT70
16a	IFT0707	*O*ring Φ 12.42x1.78mm in silicon red
17	IGV0039	Plasma handle manual/CB50-70/Red
18	IHJ0722	Protection part/Plasma/Yellow
19	IHQ0070	Trigger
20	IHJ0893	Joint/small/new type
21		Cable assembly
21.1	IVN0627	Cable assembly/LT50-70/6m 1/8G
21.2	IVN0629	Cable assembly/LT50-70/6m 1/4G
21.3	IVN0625	Cable assembly/LT50-70/6m/M14x1
21.4	IVN0621	Cable assembly/LT50-70/6m/M16x1.5
21.5	IVN0628	Cable assembly/LT50-70/6m central adaptor




HT81/HTM81-A



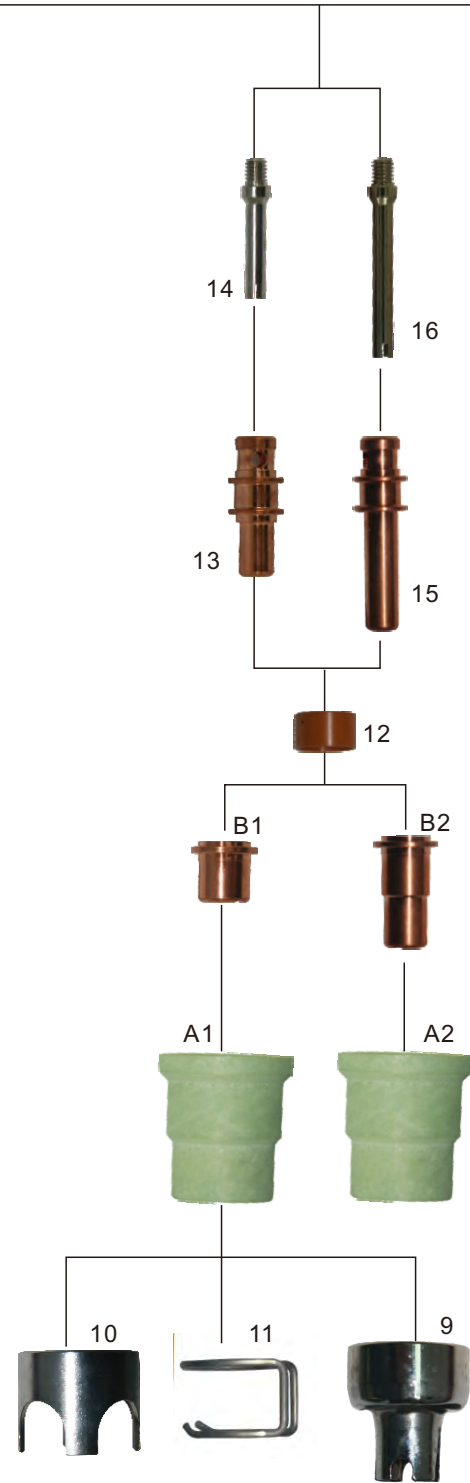

TECHNICAL DATA

Current: 80 Amp
 Duty Cycle: 60%
 Gas: AIR
 Gas Pressure: 4.5-5.0 Bar
 Gas Flow: 160 LPM
 Ignition: HF
 Post Flow: 80 sec.recommended
 Standard Length: 6M

MACHINE TORCH



CABLE ASSEMBLY LTM



HAND TORCH

Pt.No	Description
IVT6900	Plasma cutting torch LT81/6m 3/8G
IVT6901	Plasma cutting torch LT81/6m M14x1
IVT6905	Plasma cutting torch LT81/6m M16x1.5
IVT6907	Plasma cutting torch LT81/6m central adaptor
IVT6909	Plasma cutting torch LT81/6m 1/4G

MACHINE TORCH

Pt.No	Description
IVT0630	Plasma cutting auto torch LTM81/6m 3/8G
IVT0636	Plasma cutting auto torch LTM81/6m central adaptor
IVT0706	Plasma cutting auto torch LTM81/6m 1/4G
IVT0707	Plasma cutting auto torch LTM81/6m M16x1.5
IVT0708	Plasma cutting auto torch LTM81/6m M14x1

Outside nozzle

No.	Part Number	Description
A1	IVS0665	Outside nozzle LT81
A2	IVS0665-01	Outside nozzle/maximum life LT81

TIP

No.	Part Number	Description
B1	IVU0605-10	Tip Φ 1.0mm LT81
	IVU0605-11	Tip Φ 1.1mm LT81
	IVU0605-12	Tip Φ 1.2mm LT81
B2	IVU0601-10	Extended tip Φ 1.0mm LT81
	IVU0601-12	Extended tip Φ 1.2mm LT81

COMPONENTS

No.	Part Number	Description
1	IVZ0670	Plasma torch head LTM81
1a	IGV0018	Fiber glass position tube/LTM
2	I2T5687	Connecting adaptor 1/8G-1/4G
3	I2T5686	Connecting adaptor 1/8G-3/8G
4	I2T5688	Connecting adaptor 1/8G-M14x1
5	I2T5689	Connecting adaptor 1/8G-M16x1.5
6	IZX0078	Central adaptor torch side Plasma 5 pins
7	ICG6006	Spanner for Plasma
8	ISM0057	Circle cutting attachment/LT81
9	ISM0706	Spacer for contact cutting/LT81
10	ISM0088	Four pointed spacer/LT81
11	ISM0073	Spacer spring LT81
12	IVF0602	Diffuser LT81
13	IVB0604	Electrode Plasma LT81
14	IVB0665	Air tube/LT81
15	IZN0510	Extended electrode Plasma LT81

COMPONENTS

No.	Part Number	Description
16	IZN0516	Extended air tube/LT81
17	IVZ0690	Plasma torch head LT81
17a	IFT0675	"O"ring Φ 15.6x1.78mm in silicon
18	IGV0035	Plasma handle manual/A Series/Red
19	IHJ0722	Protection part/Plasma/Yellow
20	IHQ0070	Trigger
21	IHJ0893	Joint/small/new type
22		Cable assembly
22.1	IVN0687	Cable assembly/LT81/6m 1/4G
22.2	IVN0680	Cable assembly/LT81/6m 3/8G
22.3	IVN0681	Cable assembly/LT81/6m/M14x1
22.4	IVN0683	Cable assembly/LT81/6m/M16x1.5
22.5	IVN0689	Cable assembly/LT81/6m central adaptor




HT100/HTM100-CB



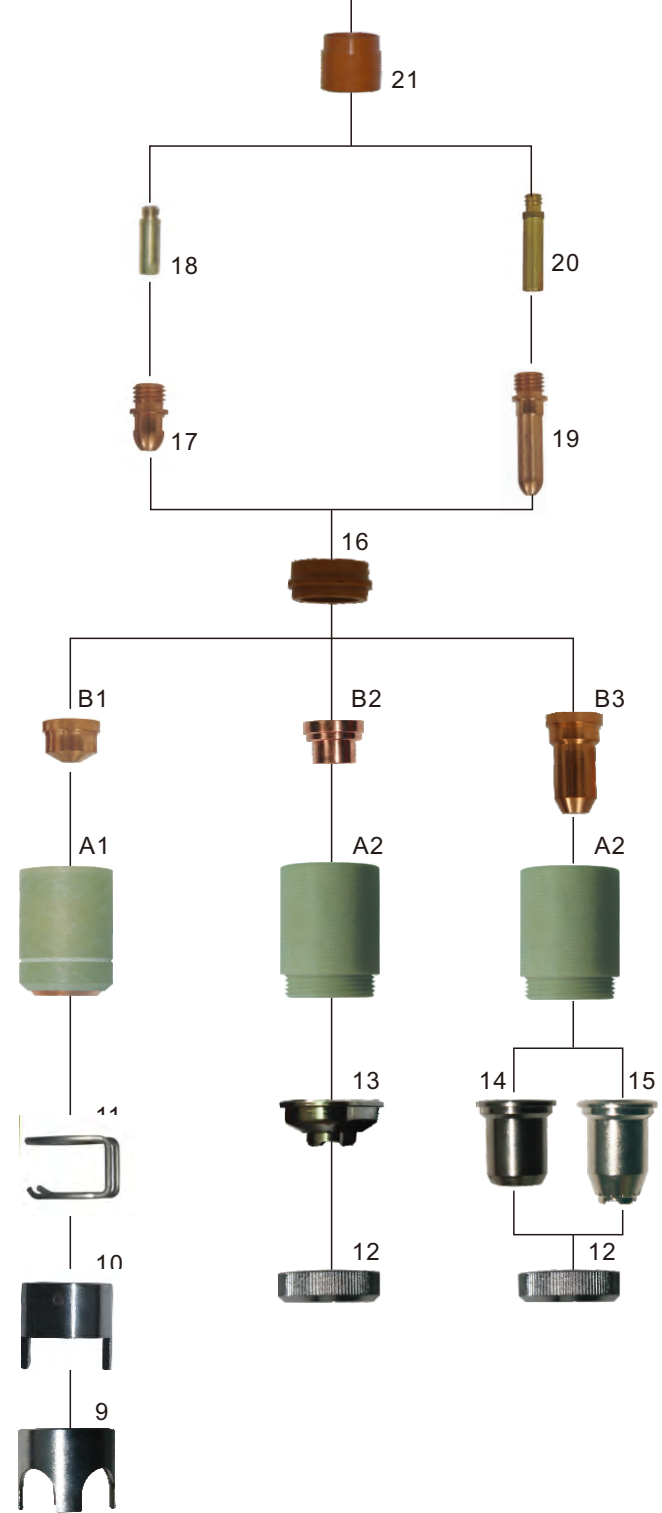
TECHNICAL DATA

Current: 80 Amp
 Duty Cycle: 60%
 Gas: AIR
 Gas Pressure: 4.5-5.0 Bar
 Gas Flow: 180 LPM
 Ignition: HF
 Post Flow: 100 sec.recommended
 Standard Length: 6M

MACHINE TORCH



CABLE ASSEMBLY LTM



HAND TORCH

Pt.No	Description
IVT6850	Plasma cutting torch LT100/6m 1/8G
IVT6856	Plasma cutting torch LT100/6m 1/4G
IVT6858	Plasma cutting torch LT100/6m M14x1
IVT6859	Plasma cutting torch LT100/6m M16x1.5
IVT6857	Plasma cutting torch LT100/6m central adaptor

MACHINE TORCH

Pt.No	Description
IVT6761	Plasma cutting auto torch LTM100/6m 1/8G
IVT6762	Plasma cutting auto torch LTM100/6m M14x1
IVT6763	Plasma cutting auto torch LTM100/6m M16x1.5
IVT6765	Plasma cutting auto torch LTM100/6m central adaptor
IVT6766	Plasma cutting auto torch LTM100/6m 1/4G

Outside nozzle

No.	Part Number	Description
A1	IVS0082	Outside nozzle LT100
A2	IVS0083	Contact nozzle retaining cap/LT100

TIP

No.	Part Number	Description
B1	IVU0071-11	Tip Φ 1.1mm LT100-150
	IVU0071-13	Tip Φ 1.3mm LT100-150
	IVU0071-16	Tip Φ 1.6mm LT100-150
B2	IVU0073-13	Flat tip Φ 1.35mm/LT100-150
	IVU0073-16	Flat tip Φ 1.6mm/LT100-150
B3	IVU0075-13	Extended tip Φ 1.35mm/LT100-150
	IVU0075-16	Extended tip Φ 1.6mm/LT100-150
	IVU0075-18	Extended tip Φ 1.8mm/LT100-150
	IVU0080-11	Contact extended tip 50A/LT100-150

COMPONENTS

No.	Part Number	Description
1	IVZ0082	Plasma torch head LTM100
1a	IGV0013	Fiber glass position tube/LTM
2	IVN0679	Cable assembly LTM100-101 6m 1/8G
3	I2T5687	Connecting adaptor 1/8G-1/4G
4	I2T5688	Connecting adaptor 1/8G-M14x1
5	I2T5689	Connecting adaptor 1/8G-M16x1.5
6	I2X0078	Central adaptor torch side Plasma 5 pins
7	ICG6006	Spanner for Plasma
8	ISM0077	Circle cutting attachment/LT100-151
9	ISM0069	Four pointed spacer/LT100-141
10	ISM0067	Double pointed spacer/LT100-141
11	ISM0066	Spacer spring LT100-151
12	ISM0099	Locking nut

COMPONENTS

No.	Part Number	Description
13	ISM0083	Spacer for contact cutting/LT100-150
14	ISM0003	Shield cap hand tip (Max 50A)/LT100-151
15	ISM0004	Spacer for contact cutting hand tip/LT100-151
16	IVF0004	Diffuser LT100-150
17	IVB0089	Electrode HF LT100-150
18	I2N0769	Air tube/LT100
19	IVB0095	Extended electrode HF Plasma LT100-150
20	I2N0762	Extended air tube/LT100
21	IVF9006	Front insulator/LT100-101
22	IVZ0025	Plasma torch head LT100
22a	IFT0689	O-ring LT100
23	IGV0035	Plasma handle manual/A Series/Red
24	I2J0722	Protection part/Plasma/Yellow
25	I2H0070	Trigger
26	I2H0894	Joint/big/new type
27		Cable assembly
27.1	IVN0622	Cable assembly/LT100-101/6m 1/8G
27.2	IVN0639	Cable assembly/LT100-101/6m 1/4G
27.3	IVN0633	Cable assembly/LT100-101/6m/M14x1
27.4	IVN0640	Cable assembly/LT100-101/6m/M16x1.5
27.5	IVN0631	Cable assembly/LT100-101/6M/central adaptor




HT101/HTM101-A



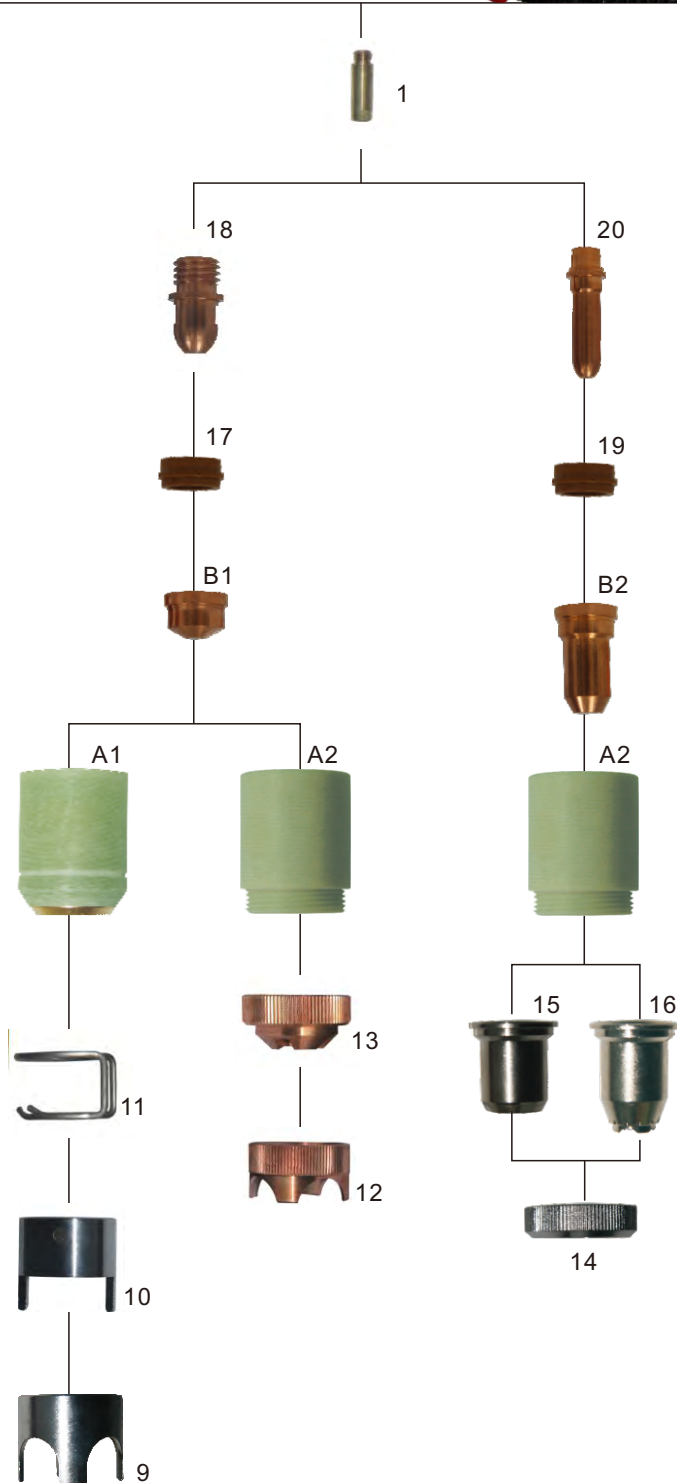

TECHNICAL DATA

Current: 100 Amp
 Duty Cycle: 60%
 Gas: AIR
 Gas Pressure: 4.5-5.0 Bar
 Gas Flow: 180 LPM
 Ignition: HF
 Post Flow: 100 sec.recommended
 Standard Length: 6M

MACHINE TORCH



CABLE ASSEMBLY LTM



HAND TORCH

Pt.No	Description
IVT6950	Plasma cutting torch LT101/6m M14x1
IVT6956	Plasma cutting torch LT101/6m 3/8G
IVT6957	Plasma cutting torch LT101/6m central adaptor
IVT6958	Plasma cutting torch LT101/6m M16x1.5
IVT6959	Plasma cutting torch LT101/6m 1/4G

MACHINE TORCH

Pt.No	Description
IVT0660	Plasma cutting auto torch LTM101/6m M14x1
IVT0666	Plasma cutting auto torch LTM101/6m central adaptor
IVT0681	Plasma cutting auto torch LTM101/6m 1/4G
IVT0682	Plasma cutting auto torch LTM101/6m 3/8G
IVT0683	Plasma cutting auto torch LTM101/6m M16x1.5

Outside nozzle

No.	Part Number	Description
A1	IVS0666	Outside nozzle LT101
A2	IVS0680	Contact nozzle retaining cap/LT101

TIP

No.	Part Number	Description
B1	IVU0606-11	Tip Φ 1.1mm LT101-141
	IVU0606-14	Tip Φ 1.4mm LT101-141
	IVU0606-17	Tip Φ 1.7mm LT101-141
B2	IVU0662-14	Extended tip Φ 1.4mm/LT101-151
	IVU0662-17	Extended tip Φ 1.7mm/LT101-151
	IVU0666	Extended tip 50A/LT101-151

COMPONENTS

No.	Part Number	Description
1	IVZ0665	Plasma torch head LTM101
1a	IGV0013	Fiber glass position tube/LTM
2	IVN0679	Cable assembly LTM100-101 6m 1/8G
2.1	I2T5687	Connecting adaptor 1/8G-1/4G
3	I2T5686	Connecting adaptor 1/8G-3/8G
4	I2T5688	Connecting adaptor 1/8G-M14x1
5	I2T5689	Connecting adaptor 1/8G-M16x1.5
6	I2X0078	Central adaptor torch side Plasma 5 pins
7	ICG6006	Spanner for Plasma
8	ISM0077	Circle cutting attachment/LT100-151
9	ISM0069	Four pointed spacer/LT100-150
10	ISM0067	Double pointed spacer/LT100-150
11	ISM0066	Spacer spring LT100-150
12	ISM0084	Four point crown shield with insulator/LT101-141
13	ISM0078	Spacer for contact cutting/LT101-141

COMPONENTS

No.	Part Number	Description
14	ISM0099	Locking nut
15	ISM0003	Contact cutting attachment/LT101-151
16	ISM0004	Long contact cutting attachment/LT101-151
17	IVF0606	Diffuser LT101-141
18	IVB0606	Electrode Plasma LT101-141
19	IVF0606	Diffuser LT101-141
20	IVB0661	Extended electrode Plasma LT101
21	I2N0769	Air tube/LT100-101
22	IVZ0695	Plasma torch head LT101
22a	IFT0686	O-ring Φ 18.77x1.78mm in silicon
22b	IVF9006	Front insulator/LT101
23	IGV0035	Plasma handle manual/A Series/Red
24	I2HJ0722	Protection part/Plasma/Yellow
25	I2HQ0070	Trigger
26	I2HJ0894	Joint/big/new type
27		Cable assembly
27.1	IVN0639	Cable assembly/LT100-101/6M 1/4G
27.2	IVN0637	Cable assembly/LT100-101/6M 3/8G
27.3	IVN0633	Cable assembly/LT100-101/6M/M14x1
27.4	IVN0640	Cable assembly/LT100-101/6M/M16x1.5
27.5	IVN0631	Cable assembly/LT100-101/6M/central adaptor




HT141/HTM141-A




TECHNICAL DATA

Current: 140 Amp
 Duty Cycle: 60%
 Gas: AIR
 Gas Pressure: 4.5-5.0 Bar
 Gas Flow: 220 LPM
 Ignition: HF
 Post Flow: 140 sec.recommended
 Standard Length: 6M

MACHINE TORCH



CABLE ASSEMBLY LTM



HAND TORCH

Pt.No	Description
IVT6507	Plasma cutting torch LT141/6m 1/4G
IVT6501	Plasma cutting torch LT141/6m 3/8G
IVT6500	Plasma cutting torch LT141/6m M14x1
IVT6504	Plasma cutting torch LT141/6m M16x1.5
IVT6509	Plasma cutting torch LT141/6m central adaptor
IVT6508	Plasma cutting torch LT141/12m 1/4G
IVT6502	Plasma cutting torch LT141/12m 3/8G
IVT6506	Plasma cutting torch LT141/12m M14x1
IVT6560	Plasma cutting torch LT141/12m M16x1.5
IVT6505	Plasma cutting torch LT141/12m central adaptor

MACHINE TORCH

Pt.No	Description
IVT0603	Plasma cutting atuo torch LTM141/6m 1/4G
IVT0605	Plasma cutting atuo torch LTM141/6m 3/8G
IVT0608	Plasma cutting atuo torch LTM141/6m M14x1
IVT0695	Plasma cutting atuo torch LTM141/6m central adaptor
IVT0697	Plasma cutting atuo torch LTM141/6m M16x1.5
IVT0601	Plasma cutting atuo torch LTM141/12m 1/4G
IVT0604	Plasma cutting atuo torch LTM141/12m 3/8G
IVT0609	Plasma cutting atuo torch LTM141/12m M14x1
IVT0691	Plasma cutting atuo torch LTM141/12m central adaptor
IVT0698	Plasma cutting atuo torch LTM141/12m M16x1.5

Outside nozzle

No.	Part Number	Description
A1	IVS0607	Outside nozzle LT141
A2	IVS0686	Outside nozzle LT141-151

TIP

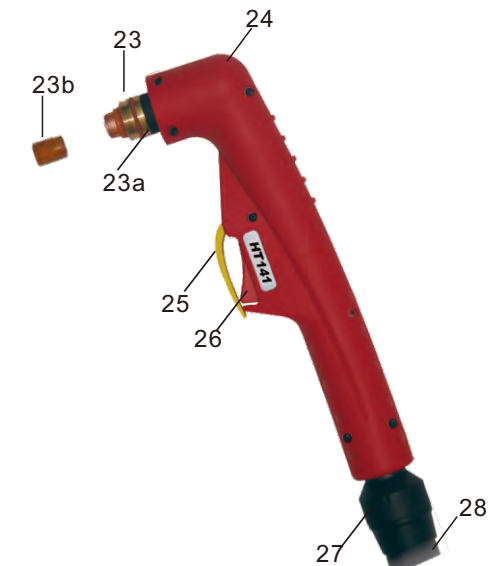
No.	Part Number	Description
B1	IVU0606-11	Tip Φ 1.1mm/ LT101-141
	IVU0606-14	Tip Φ 1.4mm/ LT101-141
	IVU0606-17	Tip Φ 1.7mm/ LT101-141
	IVU0606-19	Tip Φ 1.9mm/ LT101-141
B2	IVU0662-14	Extended tip Φ 1.4mm/LT101-151
	IVU0662-17	Extended tip Φ 1.7mm/LT101-151
	IVU0662-19	Extended tip Φ 1.9mm/LT101-151
	IVU0666	Extended tip 50A/LT101-151

COMPONENTS

No.	Part Number	Description
1	IVZ0607	Plasma torch head LTM141
1a	IGV0013	Fiber glass position tube/LTM
2	IVN0677	Cable assembly LTM141-151/ 6m 1/8G
2.1	I2T5687	Connecting adaptor 1/8G-1/4G
3	I2T5686	Connecting adaptor 1/8G-3/8G
4	I2T5688	Connecting adaptor 1/8G-M14x1
5	I2T5689	Connecting adaptor 1/8G-M16x1.5

COMPONENTS

No.	Part Number	Description
6	IZX0078	Central adaptor torch side Plasma 5 pins
7	ICG6006	Spanner for Plasma
8	ISM0077	Circle cutting attachment/LT100-151
9	ISM0068	Gouging spacer/LT141-150
10	ISM0069	Four pointed spacer/LT100-150
11	ISM0067	Double pointed spacer/LT100-150
12	ISM0066	Spacer spring LT100-150
13	ISM0084	Four point crown shield with insulator/LT101-141
14	ISM0078	Spacer for contact cutting/LT101-141
15	ISM0099	Locking nut
16	ISM0003	Contact cutting attachment/LT100-151
17	ISM0004	Long contact cutting attachment/LT100-151
18	IVF0606	Diffuser LT101-141
19	IVB0606	Electrode Plasma LT101-141
20	IGV0035	Plasma handle manual/A Series/Red
21	IHJ0722	Protection part/Plasma/Yellow
22	IZN0768	Air tube/LT141-151
23	IVZ0655	Plasma torch head LT141
23a	IFT0686	°O°ring Φ 18.77x1.78mm in silicon
23b	IVF9007	Front insulator/LT141-151
24	IGV0035	Plasma handle manual/A Series/Red
25	IHJ0722	Protection part/Plasma/Yellow
26	IHQ0070	Trigger
27	IHJ0894	Joint/big/new type
28		Cable assembl
28.1	IVN0691	Cable assembly/LT141-151/6m 1/4G
28.2	IVN0693	Cable assembly/LT141-151/6m 3/8G
28.3	IVN0697	Cable assembly/LT141-151/6m/M14x1
28.4	IVN0650	Cable assembly/LT141-151/6m/M16x1.5
28.5	IVN0699	Cable assembly LT141-151 6m central adaptor




HT151/HTM150-CB





TECHNICAL DATA

Current: 150 Amp
 Duty Cycle: 60%
 Gas: AIR
 Gas Pressure: 4.5-5.0 Bar
 Gas Flow: 220 LPM
 Ignition: HF
 Post Flow: 150 sec.recommended
 Standard Length: 6M

MACHINE TORCH



CABLE ASSEMBLY LTM



HAND TORCH

Pt.No	Description
IVT6820	Plasma cutting torch LT150/6m 1/8G
IVT6826	Plasma cutting torch LT150/6m 1/4G
IVT6827	Plasma cutting torch LT150/6m central adaptor
IVT6828	Plasma cutting torch LT150/6m M16x1.5
IVT6829	Plasma cutting torch LT150/6m M14x1
IVT6830	Plasma cutting torch LT150/12m 1/8G
IVT6836	Plasma cutting torch LT150/12m 1/4G
IVT6837	Plasma cutting torch LT150/12m central adaptor
IVT6838	Plasma cutting torch LT150/12m M16x1.5
IVT6839	Plasma cutting torch LT150/12m M14x1

MACHINE TORCH

Pt.No	Description
IVT6731	Plasma cutting atuo torch LTM150/6m M16x1.5
IVT6735	Plasma cutting auto torch LTM150/6m central adaptor
IVT6737	Plasma cutting auto torch LTM150/6m 1/4G
IVT6738	Plasma cutting atuo torch LTM150/6m M14x1
IVT6739	Plasma cutting atuo torch LTM150/6m 1/8G
IVT6881	Plasma cutting atuo torch LTM150/12m M16x1.5
IVT6885	Plasma cutting auto torch LTM150/12m central adaptor
IVT6887	Plasma cutting auto torch LTM150/12m 1/4G
IVT6888	Plasma cutting atuo torch LTM150/12m M14x1
IVT6889	Plasma cutting atuo torch LTM150/12m 1/8G

Outside nozzle

No.	Part Number	Description
A1	IVS0007	Outside nozzle LT150
A2	IVS0089	Contact cutting nozzle LT150

TIP


No.	Part Number	Description
B1	IVU0071-11	Tip Φ 1.1mm LT100-150
	IVU0071-13	Tip Φ 1.35mm LT100-150
	IVU0071-16	Tip Φ 1.6mm LT100-150
	IVU0071-18	Tip Φ 1.8mm LT100-150
B2	IVU0073-14	Flat tip Φ 1.35mm/LT100-150
	IVU0073-16	Flat tip Φ 1.6mm/LT100-150
	IVU0073-18	Flat tip Φ 1.8mm/LT100-150
B3	IVU0075-14	Extended tip Φ 1.4mm/LT100-150
	IVU0075-16	Extended tip Φ 1.6mm/LT100-150
	IVU0075-18	Extended tip Φ 1.8mm/LT100-150
	IVU0080-11	Contact Extended tip 50A/LT100-150

COMPONENTS

No.	Part Number	Description
1	IVZ0089	Plasma torch head LTM150
1a	IGV0013	Fiber glass position tube/LTM
2	IVN0677	Cable assembly LTM141-151 6m 1/8G
3	I2T5687	Connecting adaptor 1/8G-1/4G
4	I2T5688	Connecting adaptor 1/8G-M14x1
5	I2T5689	Connecting adaptor 1/8G-M16x1.5

COMPONENTS

No.	Part Number	Description
6	IZX0078	Central adaptor torch side Plasma 5 pins
7	ICG6006	Spanner for Plasma
8	ISM0077	Circle cutting attachment/LT100-151
9	ISM0068	Gouging spacer/LT141-150
10	ISM0069	Four pointed spacer/LT100-150
11	ISM0067	Double pointed spacer/LT100-150
12	ISM0066	Spacer spring LT100-150
13	ISM0099	Locking nut
14	ISM0083	Spacer for contact cutting/LT100-150
15	ISM0003	Contact cutting attachment/LT100-150
16	ISM0004	Long contact cutting attachment/LT100-150
17	IVF0004	Diffuser LT100-150
18	IVB0089	Electrode HF LT100-150
19	IZN0768	Air tube LT141-151
20	IVB0095	Extended electrode HF Plasma LT100-150
21	IZN0764	Extended air tube/LT150
22	IVZ0030	Plasma torch head/LT150
22a	IFT0689	"O"ring LT150
22b	IVF9007	Front insulator LT141-151
23	IGV0035	Plasma handle manual/A Series/Red
24	IHJ0722	Protection part/Plasma/Yellow
25	IHQ0070	Trigger
26	IHJ0894	Joint/big/new type
27		Cable assembly
27.1	IVN0690	Cable assembly/LT141-151/6m 1/8G
27.2	IVN0691	Cable assembly/LT141-151/6m 1/4G
27.3	IVN0697	Cable assembly/LT141-151/6m/M14x1
27.4	IVN0650	Cable assembly/LT141-151/6m/M16x1.5
27.5	IVN0699	Cable assembly/LT141-151/6m central adaptor




HT151/HTM151-A



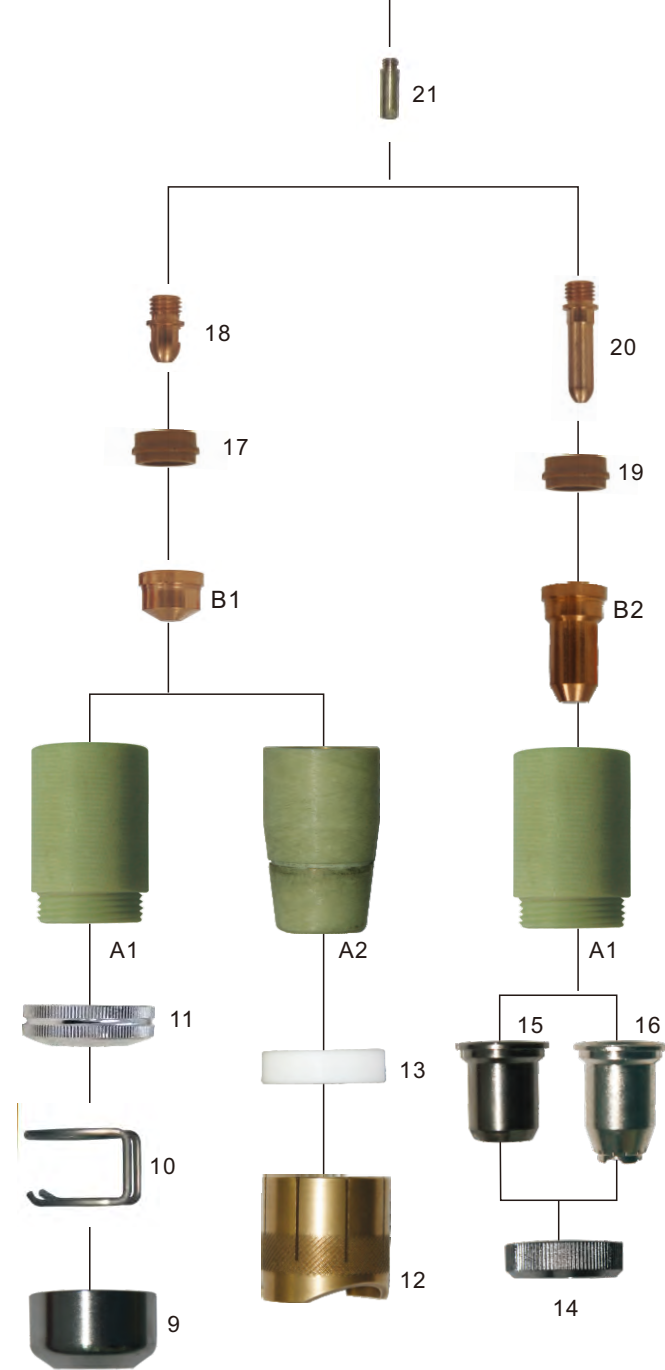

TECHNICAL DATA

Current: 150 Amp
 Duty Cycle: 60%
 Gas: AIR
 Gas Pressure: 4.5-5.0 Bar
 Gas Flow: 220 LPM
 Ignition: HF
 Post Flow: 150 sec.recommended
 Standard Length: 6M

MACHINE TORCH



CABLE ASSEMBLY LTM



HAND TORCH

Pt.No	Description
IVT6550	Plasma cutting torch LT151/6m M14x1
IVT6551	Plasma cutting torch LT151/6m 3/8G
IVT6553	Plasma cutting torch LT151/6m M16x1.5
IVT6557	Plasma cutting torch LT151/6m 1/4G
IVT6559	Plasma cutting torch LT151/6m central adaptor
IVT6556	Plasma cutting torch LT151/12m M14x1
IVT6552	Plasma cutting torch LT151/12m 3/8G
IVT6554	Plasma cutting torch LT151/12m M16x1.5
IVT6558	Plasma cutting torch LT151/12m 1/4G
IVT6555	Plasma cutting torch LT151/12m central adaptor

MACHINE TORCH

Pt.No	Description
IVT0759	Plasma cutting auto torch LTM151/6m 1/4G
IVT0751	Plasma cutting auto torch LTM151/6m 3/8G
IVT0672	Plasma cutting auto torch LTM151/6m M14x1
IVT0753	Plasma cutting auto torch LTM151/6m M16x1.5
IVT0757	Plasma cutting auto torch LTM151/6m central adaptor
IVT0755	Plasma cutting auto torch LTM151/12m 1/4G
IVT0752	Plasma cutting auto torch LTM151/12m 3/8G
IVT0673	Plasma cutting auto torch LTM151/12m M14x1
IVT0754	Plasma cutting auto torch LTM151/12m M16x1.5
IVT0758	Plasma cutting auto torch LTM151/12m central adaptor

Outside nozzle

No.	Part Number	Description
A1	IVS0686	Outside nozzle LT141-151
A2	IVS0670	Outside nozzle LT151

TIP


No.	Part Number	Description
B1	IVU0604-14	Tip Φ 1.4mm LT151
	IVU0604-16	Tip Φ 1.6mm LT151
	IVU0604-18	Tip Φ 1.8mm LT151
	IVU0604-30	Tip Φ 3.0mm LT151
B2	IVU0662-14	Extended tip Φ 1.4mm/LT101-151
	IVU0662-17	Extended tip Φ 1.7mm/LT101-151
	IVU0662-19	Extended tip Φ 1.9mm/LT101-151
	IVU0666	Extended tip 50A/LT101-151

COMPONENTS

No.	Part Number	Description
1	IVZ0666	Plasma torch head LTM150
1a	IGV0013	Fiber glass position tube/LTM
2	IVN0677	Cable assembly LTM141-151 6m 1/8G
2.1	I2T5687	Connecting adaptor 1/8G-1/4G
3	I2T5686	Connecting adaptor 1/8G-3/8G
4	I2T5688	Connecting adaptor 1/8G-M14x1
5	I2T5689	Connecting adaptor 1/8G-M16x1.5
6	I2X0078	Central adaptor torch side Plasma 5 pins

COMPONENTS

No.	Part Number	Description
7	ICG6006	Spanner for Plasma
8	ISM0077	Circle cutting attachment/LT100-151
9	ISM0059	Gouging spacer/LT151
10	ISM0094	Spacer spring for ISM0093
11	ISM0093	Spring holder protection nut
12	ISM6605	Spacer/LT151
13	IHJ0684	Nozzle shield/LT151
14	ISM0099	Locking nut
15	ISM0003	Contact cutting attachment/LT100-151
16	ISM0004	Long contact cutting attachment/LT100-151
17	IVF0608	Diffuser LT151
18	IVB0666	Electrode Plasma LT151
19	IVF0608	Diffuser LT151
20	IVB0661	Extended electrode Plasma LT101-151
21	I2N0768	Air tube/LT141-151
22	IVZ0610	Plasma torch head LT151
22a	IFT0686	*O*ring Φ 18.77 x 1.78mm in silicon
22b	IVF9007	Front insulator/LT141-151
23	IGV0035	Plasma handle manual/A Series/Red
24	IHJ0722	Protection part/Plasma/Yellow
25	IHQ0070	Trigger
26	IHJ0894	Joint/big/new type
27		Cable assembly
27.1	IVN0691	Cable assembly/LT141-151/6M 1/4G
27.2	IVN0693	Cable assembly/LT141-151/6M 3/8G
27.3	IVN0697	Cable assembly/LT141-151/6M/M14X1
27.4	IVN0650	Cable assembly/LT141-151/6M/M16X1.5
27.5	IVN0699	Cable assembly/LT141-151/6M central adaptor





PT-31



TECHNICAL DATA

Current: 30 Amp
 Duty Cycle: 60%
 Gas: AIR
 Gas Pressure: 4.5-5.0 Bar
 Gas Flow: 150 LPM
 Ignition: HF
 Post Flow: 40 sec.recommended
 Standard Length: 5M

WITH HIGH FREQUENCY



HAND TORCH

Pl.No	Description
IVT6650-100	PLASMA TORCH/PT31/5M M16*1.5/INNO

COMPONENTS

No.	Part Number	Description
1	IVS0071	Outside nozzle PT-31
2	IVU0086-10	Extend Tip PT-31
3	IVF0078	Diffuser PT-31
4	IVB0087	Electrode PT31
5	IVZ0032	Plasma torch head PT31
6	IHJ0724	Trigger
7	IGV0025	Plasma handle PT31
8	IHJ0860	Small joint TIG 9-17-20
9	IHJ0868	Big spring support for TIG 18-26
10	IVN0613	Cable assembly/PT31/5M/M16x1.5
11	IHQ0757	Connector 2 holes
12	IHJ0029	Protection nut CH19


SG-51



TECHNICAL DATA

Current: 50 Amp
 Duty Cycle: 60%
 Gas: AIR
 Gas Pressure: 4.5-5.0 Bar
 Gas Flow: 155 LPM
 Ignition: HF
 Post Flow: 40 sec.recommended
 Standard Length: 5M

WITH HIGH FREQUENCY



HAND TORCH

Pl.No	Description
IVT6620-100	PLASMA TORCH/SG51/5M M16*1.5/INNO

COMPONENTS

No.	Part Number	Description
1	IVS0092	Outside nozzle SG-51
2	IVU0689-12	Extend Tip SG-51
3	IVF0074	Diffuser SG-51
4	IVB0093	Electrode SG-51
5	IVZ0033	Plasma torch head SG-51
6	IHJ0724	Trigger
7	IGV0025	Plasma handle SG-51
8	IHJ0860	Small joint TIG 9-17-20
9	IHJ0868	Big spring support for TIG 18-26
10	IVN0612	Cable assembly/SG-51/5M/M16x1.5
11	IHQ0757	Connector 2 holes
12	IHJ0029	Protection nut CH19


SG-55



TECHNICAL DATA

Current: 60 Amp
 Duty Cycle: 60%
 Gas: AIR
 Gas Pressure: 4.5-5.0 Bar
 Gas Flow: 160 LPM
 Ignition: HF
 Post Flow: 40 sec.recommended
 Standard Length: 5M

WITH HIGH FREQUENCY



HAND TORCH

Pl.No	Description
IVT6610-100	PLASMA TORCH/SG55/5M M16*1.5/INNO

COMPONENTS


No.	Part Number	Description
1	IVS0076	Outside nozzle SG-55
2	IVU0680-10	Extend Tip SG-55
3	IVB0086	Electrode SG-55
4	IVZ0031	Plasma torch head SG-55
5	IHJ0724	Trigger
6	IGV0025	Plasma handle SG-55
7	IHJ0860	Small joint TIG 9-17-20
8	IHJ0868	Big spring support for TIG 18-26
9	IVN0612	Cable assembly/SG-55/5M/M16x1.5
10	IHQ0757	Connctor 2 holes
11	IHJ0029	Protection nut CH19

JAPANESE P80




TECHNICAL DATA

Current: 80 Amp
 Duty Cycle: 60%
 Gas: AIR
 Gas Pressure: 4.5-5.0 Bar
 Gas Flow: 220 LPM
 Ignition: HF
 Post Flow: 80 sec.recommended
 Standard Length: 6M



CABLE ASSEMBLY LTM



HAND TORCH

Pl.No	Description
IVT0647	Plasma Cutting Torch/P80/10mmq/5m CENTER ADAPTOR
IVT0646	Plasma Cutting Torch/P80/10mmq/5m 3/8G
IVT0985	Plasma Cutting Torch/P80/10mmq/5m M16x1.5
IVT0981	Plasma Cutting Torch/P80/10mmq/5m 1/4G
IVT0982	Plasma Cutting Torch/P80/10mmq/5m M14x1.5
IVT8100	Plasma Cutting Torch/P80/16mmq/5m M16x1.5
IVT8101	Plasma Cutting Torch/P80/16mmq/5m M14x1.5
IVT8102	Plasma Cutting Torch/P80/14mmq/5m M16x1.5
IVT8103	Plasma Cutting Torch/P80/12mmq/5m M16x1.5

TIP

No.	Part Number	Description
A	IVU0039-10	Tip Φ 1.0mm P80
	IVU0039-13	Tip Φ 1.3mm P80
	IVU0039-15	Tip Φ 1.5mm P80

COMPONENTS

No.	Part Number	Description
1	ISM0709	Isolated Wheel/P80
2	IVS0013	Ceramic Outside Nozzle/P80
3	IVB0020	Electrode/P80
4	IVZ0093	Plasma Torch Head P80/light
5	IGV0035	Plasma Handle Manuale/A Seires/Red
6	IHJ0722	Protection part /Plasma /Yellow
7	IHQ0070	Trigger
8	IHJ0893	Joint/small/new type
9		Cable Assembly
9.1	IVN0465	Cable Assembly/P80/10mmq/5m CENTER ADAPTOR
9.2	IVN0461	Cable Assembly/P80/10mmq/5m M16x1.5
9.3	IVN0462	Cable Assembly/P80/10mmq/5m M14x1.5
9.4	IVN0463	Cable Assembly/P80/10mmq/5m 1/4G
9.5	IVN0464	Cable Assembly/P80/10mmq/5m 3/8G
9.6	IVN0661	Cable Assembly/P80/16mmq/5m M16x1.5
9.7	IVN0665	Cable Assembly/P80/16mmq/5m M14x1.5
9.8	IVN0666	Cable Assembly/P80/14mmq/5m M16x1.5
9.9	IVN0667	Cable Assembly/P80/12mmq/5m M16x1.5
10	IZT5687	Connecting adaptor 1/8G-1/4G
11	IZT5686	Connecting adaptor 1/8G-3/8G
12	IZT5688	Connecting adaptor 1/8G-M14x1
13	IZT5689	Connecting adaptor 1/8G-M16x1.5
14	IZX0078	Central adaptor torch side Plasma 5pins
15	ICG6009	Spanner for P80

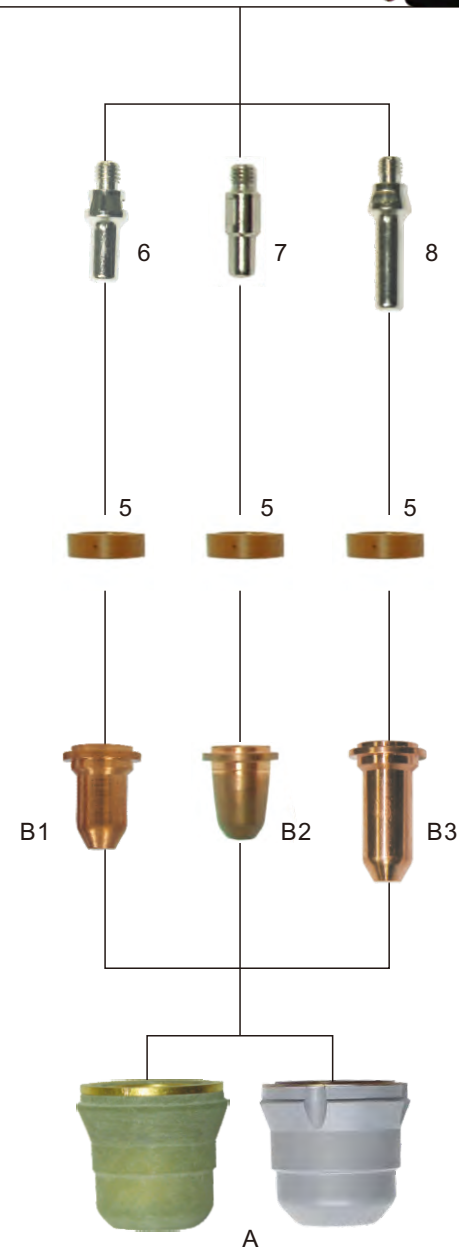
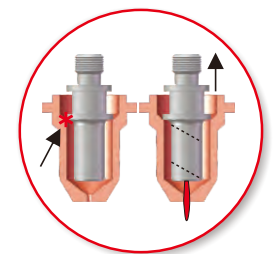
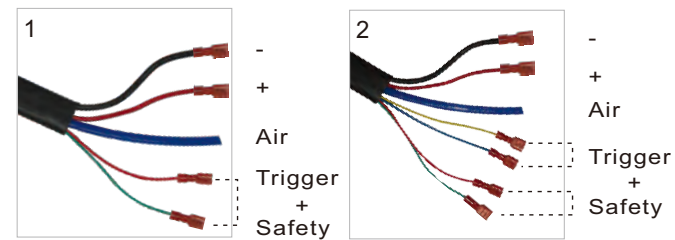
PT20C-S



TECHNICAL DATA

Current: 25 Amp
Duty Cycle: 35%
Gas: AIR/N ₂
Gas Pressure: 20 Bar
Gas Flow: 30 LPM
Ignition: Without HF
Post Flow: 15 sec.recommended
Standard Length: 4M

COMPLETE TORCH



COMPLETE TORCH

No.	Part Number	Description
1	IVT0821	Plasma torch IPT20C/4m 2wires
1.1	IVT0821-01	Plasma torch IPT20C/4m 2wires back striking
2	IVT0820	Plasma torch IPT20C/4m 4wires
2.1	IVT0820-01	Plasma torch IPT20C/4m 4wires back striking

Outside nozzle

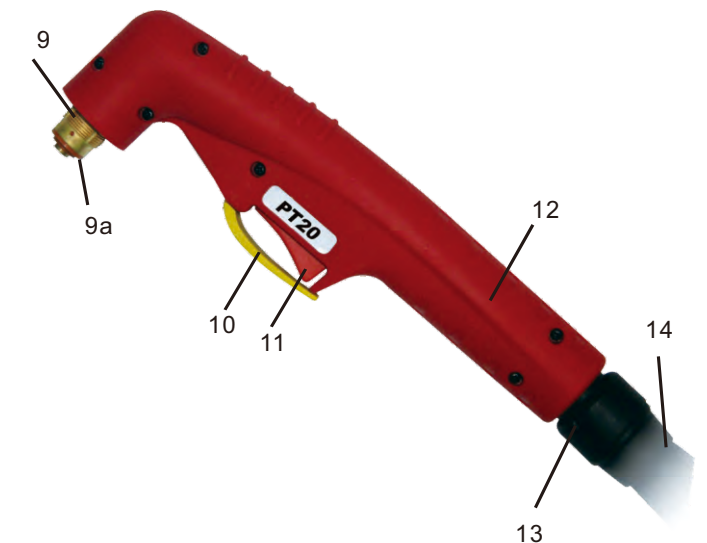
No.	Part Number	Description
A1	IVS0660	Outside nozzle 1 hole
	IVS0660-01	Outside nozzle 1 hole/maximum life
	IVS0662	Outside nozzle 2 holes
	IVS0662-01	Outside nozzle 2 holes/maximum life

TIP

No.	Part Number	Description
B1	IVU0660-06	Tip Φ 0.6mm/10-20A/back striking
	IVU0660-08	Tip Φ 0.8mm/20-30A/back striking
B2	IVU0661-06	Tip Φ 0.6mm/10-20A IPT25-40
	IVU0661-08	Tip Φ 0.8mm/20-30A IPT25-40
	IVU0661-09	Tip Φ 0.9mm/30-40A IPT25-40
B3	IVU0609-06	Extended tip Φ 0.6mm/10-20A/back striking
	IVU0609-08	Extended tip Φ 0.8mm/20-30A/back striking

COMPONENTS

No.	Part Number	Description
3	ICG6006	Spanner for Plasma
4	ISM0707	Circle cutting attachment
5	IVF0601	Diffuser/IPT25-60
6	IVB0048	Electrode/back striking/IPT25-60 back striking
7	IVB0660	Electrode/IPT25-60
8	IVB0049	Extended electrode/IPT25-60/back striking
9	IVZ0675	Plasma torch head IPT20C
9a	IFT0709	*O*ring Φ 18x15mm
10	IGV0038	Plasma handle manual/IPT20-60/Red
11	IHJ0722	Protection part/Plasma/Yellow
12	IHQ0070	Trigger
13	IHJ0898	Joint/small/new type
14		Cable assembly
14.1	IVN0723	Cable assembly/IPT20C-25/4m/2 wires/direct
14.2	IVN0724	Cable assembly/IPT20C-25/4m/4 wires/direct



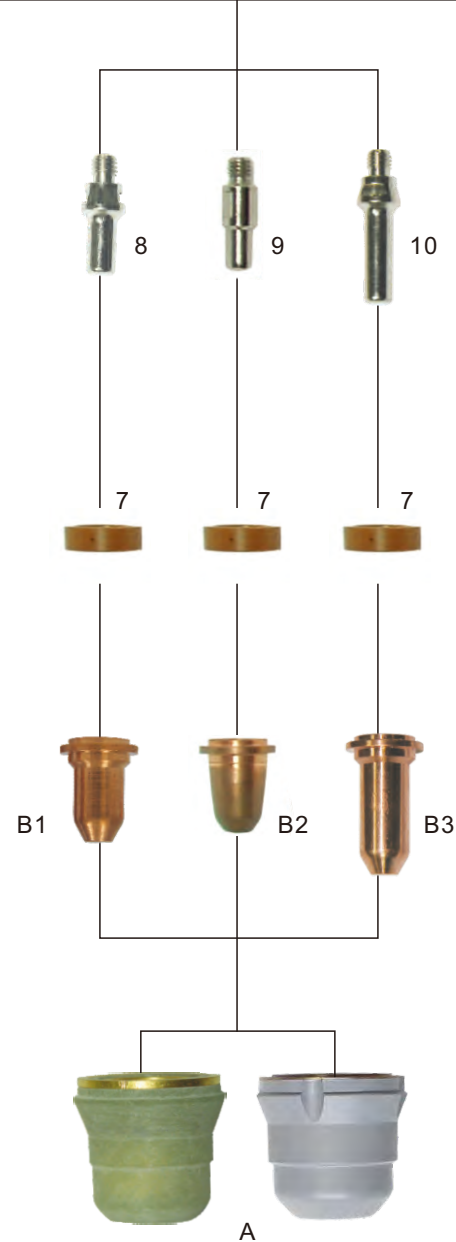
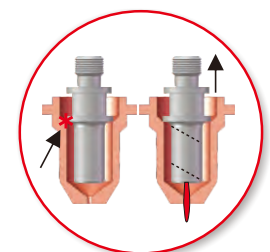

PT25/PT25C-S



TECHNICAL DATA

	PT25C-S	PT25
Current:	25 Amp	25Amp
Duty Cycle:	35%	60%
Gas:	AIR/N ₂	AIR/N ₂
Gas Pressure:	2.8 Bar	4 Bar
Gas Flow:	40 LPM	95 LPM
Ignition:	Without HF	Without HF
Post Flow:	20 sec.recommended	25 sec.recommended
Standard Length:	4M	4M

COMPLETE TORCH



COMPLETE TORCH

No.	Part Number	Description
1	IVT0822	Plasma torch IPT25C/4m 2wires
1.1	IVT0822-01	Plasma torch IPT25C/4m 2wires back striking
1.2	IVT0825	Plasma torch IPT25/4m 2wires
1.3	IVT0825-01	Plasma torch IPT25/4m 2wires back striking
2	IVT0823	Plasma torch IPT25C/4m 4wires
2.1	IVT0823-01	Plasma torch IPT25C/4m 4wires back striking
2.2	IVT0829	Plasma torch IPT25/4m 4wires
2.3	IVT0829-01	Plasma torch IPT25/4m 4wires back striking
3	IVT0827	Plasma torch IPT25/4m 1/4G
3.1	IVT0827-01	Plasma torch IPT25/4m 1/4G back striking
4	IVT0826	Plasma torch IPT25/4m 1/4G seperated
4.1	IVT0826-01	Plasma torch IPT25/4m 1/4G seperated back striking

Outside nozzle

No.	Part Number	Description
A1	IVS0660	Outside nozzle 1 hole
	IVS0660-01	Outside nozzle 1 hole/maximum life
	IVS0662	Outside nozzle 2 holes
	IVS0662-01	Outside nozzle 2 holes/maximum life

TIP

No.	Part Number	Description
B1	IVU0660-06	Tip Φ 0.6mm/10-20A/back striking
	IVU0660-08	Tip Φ 0.8mm/20-30A/back striking
B2	IVU0661-06	Tip Φ 0.6mm/10-20A IPT25-40
	IVU0661-08	Tip Φ 0.8mm/20-30A IPT25-40
	IVU0661-09	Tip Φ 0.9mm/30-40A IPT25-40
B3	IVU0609-06	Extended tip Φ 0.6mm/10-20A/back striking
	IVU0609-08	Extended tip Φ 0.8mm/20-30A/back striking

COMPONENTS

No.	Part Number	Description
5	ICG6006	Spanner for Plasma
6	ISM0707	Circle cutting attachment
7	IVF0601	Diffuser/IPT25-60
8	IVB0048	Electrode/back striking/IPT25-60 back striking
9	IVB0660	Electrode/IPT25-60
10	IVB0049	Extended electrode/IPT25-60/back striking
11	IVZ0675	Plasma torch head IPT20C
11a	IFT0709	*O*ring Φ 18x15mm
12	IGV0038	Plasma handle manual/IPT20-60/Red
13	IHJ0722	Protection part/Plasma/Yellow
14	IHQ0070	Trigger
15	IHJ0898	Joint/small/new type
16		Cable assembly
16.1	IVN0723	Cable assembly/IPT20C-25/4m/2 wires/direct

COMPONENTS

No.	Part Number	Description
6.2	IVN0724	Cable assembly/IPT20C-25/4m/4 wires/direct
6.3	IVN0736	Cable assembly/IPT25/4m 1/4G
6.4	IVN0730	Cable assembly/IPT25/4m 1/4G separated



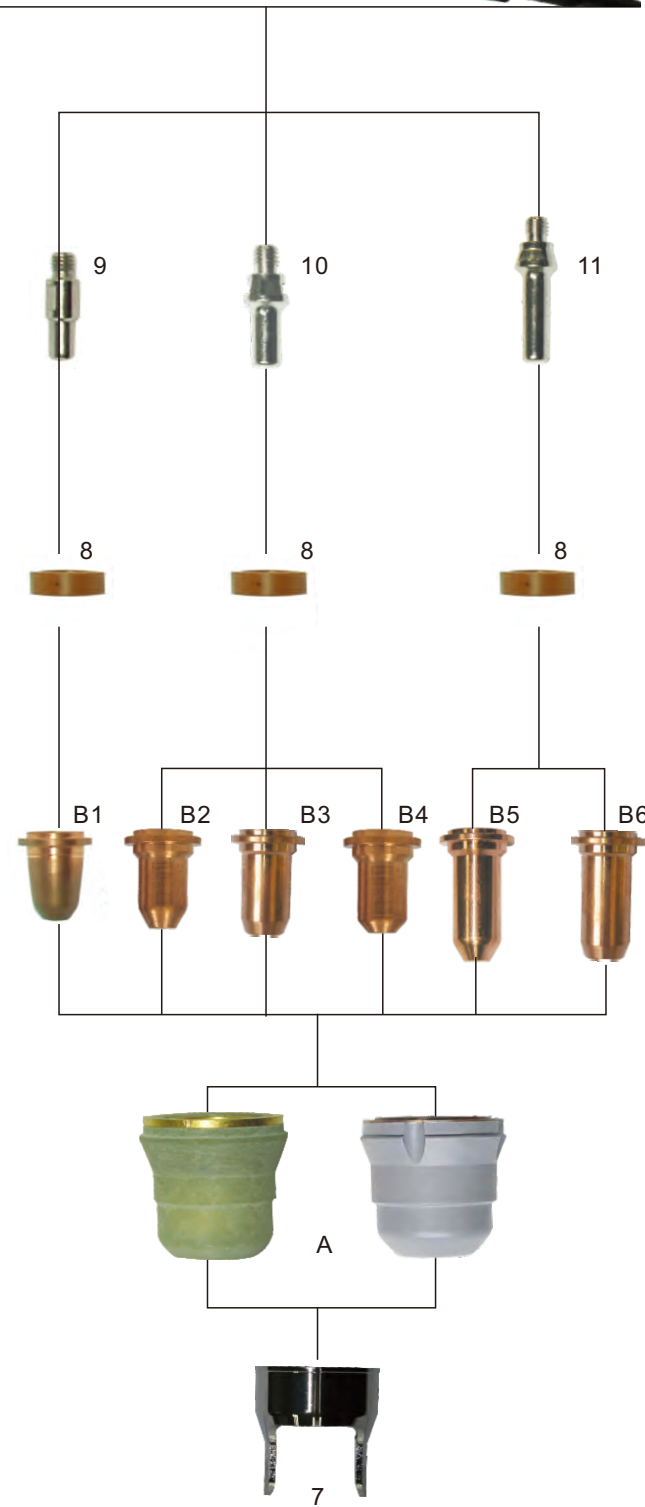
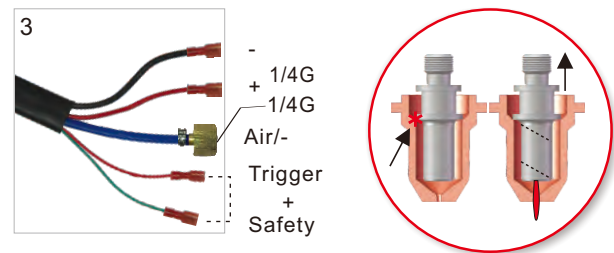
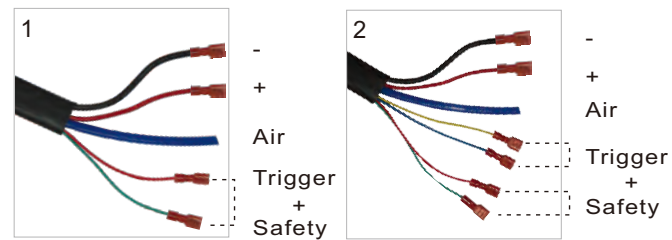
PT40-S



TECHNICAL DATA

Current: 40 Amp
 Duty Cycle: 60%
 Gas: AIR/N₂
 Gas Pressure: 4.5-5.0 Bar
 Gas Flow: 100 LPM
 Ignition: Without HF
 Post Flow: 35 sec.recommended
 Standard Length: 6M

COMPLETE TORCH



COMPLETE TORCH

No.	Part Number	Description
1	IVT0613	Plasma torch PT40/4m direct
1.1	IVT0613-01	Plasma torch PT40/4m direct back striking
2	IVT0614	Plasma torch PT40/4m 1/4G
2.1	IVT0614-01	Plasma torch PT40/4m 1/4G back striking
2.2	IVT0615	Plasma torch PT40/6m 1/4G
2.3	IVT0615-01	Plasma torch PT40/6m 1/4G back striking
3	IVT0612	Plasma torch PT40/4m 1/4G seperated
3.1	IVT0612-01	Plasma torch PT40/4m 1/4G seperated back striking

Outside nozzle

No.	Part Number	Description
A1	IVS0661	Outside nozzle 6 holes
	IVS0663	Outside nozzle 6 holes/maximum life

TIP

No.	Part Number	Description
B1	IVU0661-06	Tip Φ 0.6mm/10-20A IPT25-40
	IVU0661-08	Tip Φ 0.8mm/20-30A IPT25-40
	IVU0661-09	Tip Φ 0.9mm/30-40A IPT25-40
B2	IVU0660-06	Tip Φ 0.6mm/10-20A/back striking
	IVU0660-08	Tip Φ 0.8mm/20-30A/back striking
	IVU0660-09	Tip Φ 0.9mm/30-40A/back striking
	IVU0660-10	Tip Φ 1.0mm/40-50A/back striking
B3	IVU0667-09	Tip Φ 0.9mm/IPT40 /back striking
B4	IVU0668-09	Flat tip Φ 0.9mm/30-40A/back striking
	IVU0668-10	Flat tip Φ 1.0mm/40-50A/back striking
B5	IVU0609-06	Extended tip Φ 0.6mm/10-20A/back striking
	IVU0609-08	Extended tip Φ 0.8mm/20-30A/back striking
B6	IVU0603-09	Extended tip Φ 0.9mm/30-40A/back striking

COMPONENTS

No.	Part Number	Description
4	IVT0611	Plasma torch PT40/6m central adaptor
4.1	IVT0611-01	Plasma torch PT40/6m central adaptor back striking
5	ICG6006	Spanner for Plasma
6	ISM0707	Circle cutting attachment
7	ISM0098	Double pointed spacer/PT60
8	IVF0601	Diffuser IPT25-40
9	IVB0660	Electrode Plasma IPT25-60
10	IVB0048	Electrode Plasma IPT25-60 back striking
11	IVB0049	Extended electrode Plasma IPT25-60 back striking
12	IVZ0672	Plasma torch head IPT40
12a	IFT0709	*O*ring Φ 15xΦ18mm
13	IGV0038	Plasma handle manual/IPT20-60/Red
14	IHJ0722	Protection part/Plasma/Yellow
15	IHQ0070	Trigger

COMPONENTS

No.	Part Number	Description
16	IHJ0898	Joint/small/new type
17		Cable assembly
17.1	IVN0725	Cable assembly IPT40/4m direct
17.2	IVN0729	Cable assembly IPT40/4m 1/4G
17.3	IVN0726	Cable assembly IPT40/6m 1/4G
17.4	IVN0727	Cable assembly IPT40/4m seperated
17.5	IVN0720	Cable assembly/IPT40/6m central adaptor



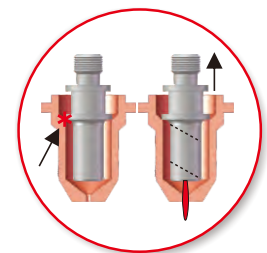
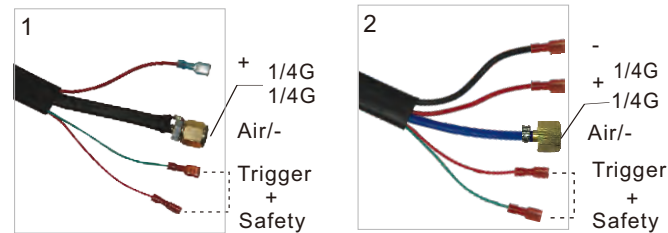
PT60



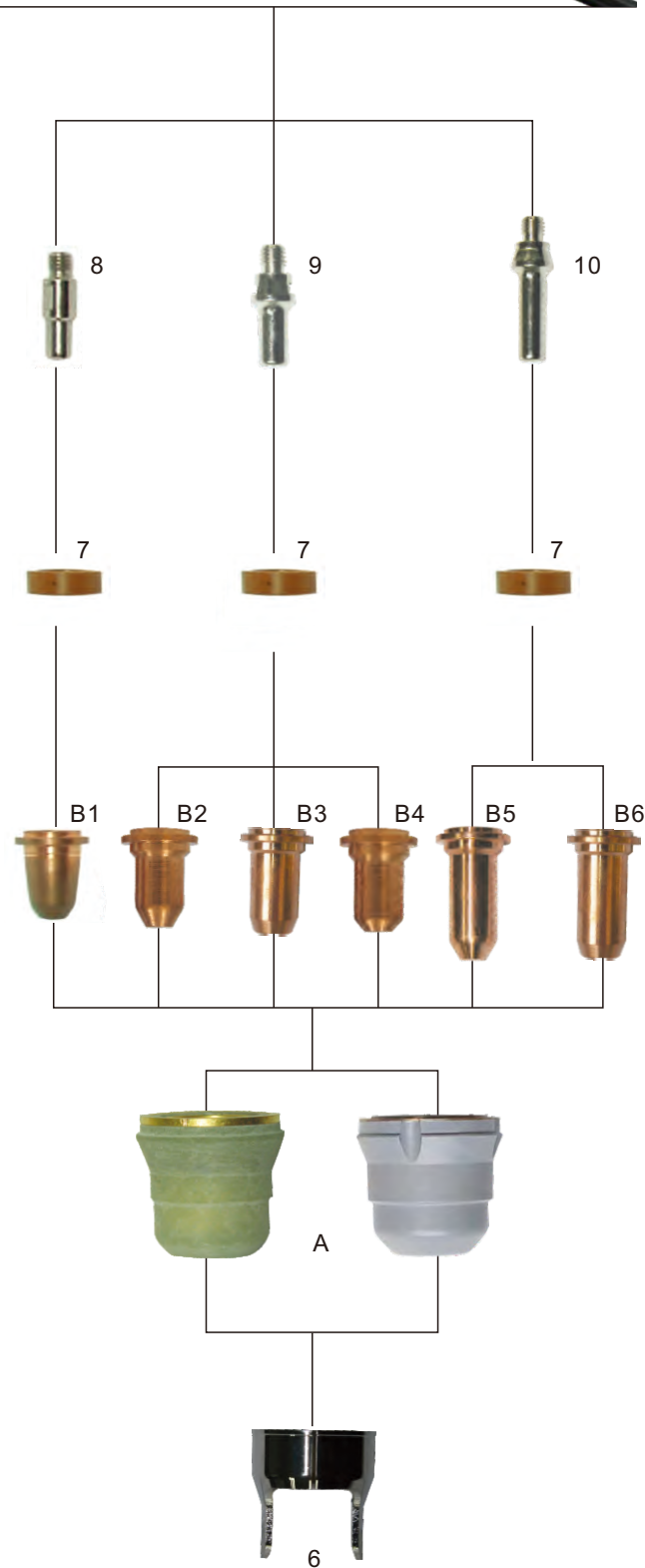

TECHNICAL DATA

Current: 60 Amp
Duty Cycle: 60%
Gas: AIR/N ₂
Gas Pressure: 4.4-5.0 Bar
Gas Flow: 110 LPM
Ignition: Without HF
Post Flow: 55 sec.recommended
Standard Length: 6M

COMPLETE TORCH



For the correct operation please use:
3-Ways Solenoid Valve,
inside orific 2.3-2.7mm



COMPLETE TORCH

No.	Part Number	Description
1	IVT0847	Plasma torch IPT60/6m 1/4G
1.1	IVT0847-01	Plasma torch IPT60/6m 1/4G back striking
2	IVT0848	Plasma torch IPT60/6m 1/4G seperated
2.1	IVT0848-01	Plasma torch IPT60/6m 1/4G back striking

Outside nozzle

No.	Part Number	Description
A1	IVS0661	Outside nozzle 6 holes
	IVS0663	Outside nozzle 6 holes/maximum life

TIP

No.	Part Number	Description
B1	IVU0661-06	Tip Φ 0.6mm/10-20A IPT25-40
	IVU0661-08	Tip Φ 0.8mm/20-30A IPT25-40
	IVU0661-09	Tip Φ 0.9mm/30-40A IPT25-40
B2	IVU0660-06	Tip Φ 0.6mm/10-20A /back striking
	IVU0660-08	Tip Φ 0.8mm/20-30A/back striking
	IVU0660-09	Tip Φ 0.9mm/30-40A/back striking
	IVU0660-10	Tip Φ 1.0mm/40-50A/back striking
B3	IVU0667-09	Tip Φ 0.9mm/IPT40 /back striking
B4	IVU0668-09	Flat tip Φ 0.9mm/30-40A /back striking
	IVU0668-10	Flat tip Φ 1.0mm/40-50A /back striking
B5	IVU0609-06	Extended tip Φ 0.6mm/10-20A/back striking
	IVU0609-08	Extended tip Φ 0.8mm/20-30A/back striking
B6	IVU0603-09	Extended tip Φ 0.9mm/30-40A/back striking

COMPONENTS

No.	Part Number	Description
3	IVT0846	Plasma torch IPT60/6m central adaptor
3.1	IVT0846-01	Plasma torch IPT60/6m central adaptor back striking
4	ICG6006	Spanner for Plasma
5	ISM0707	Circle cutting attachment
6	ISM0098	Double pointed spacer/IPT60
7	IVF0601	Diffuser IPT25-60
8	IVB0660	Electrode Plasma IPT25-60
9	IVB0048	Electrode Plasma IPT25-60 back striking
10	IVB0049	Extended electrode Plasma IPT25-60 back striking
11	IVZ0673	Plasma torch head IPT60
11a	IFT0709	*O*ring Φ 18x15mm
12	IGV0038	Plasma handle manual/IPT20-60/Red
13	IHJ0722	Protection part/Plasma/Yellow
14	IHQ0070	Trigger
15	IHJ0898	Joint/small/new type
16		Cable assembly

COMPONENTS

No.	Part Number	Description
16.1	IVN0806	Cable assembly/IPT60/6m 1/4G separated
16.2	IVN0807	Cable assembly/IPT60/6m central adaptor
16.3	IVN0808	Cable assembly/IPT60/6m 1/4G




PT80/PTM80



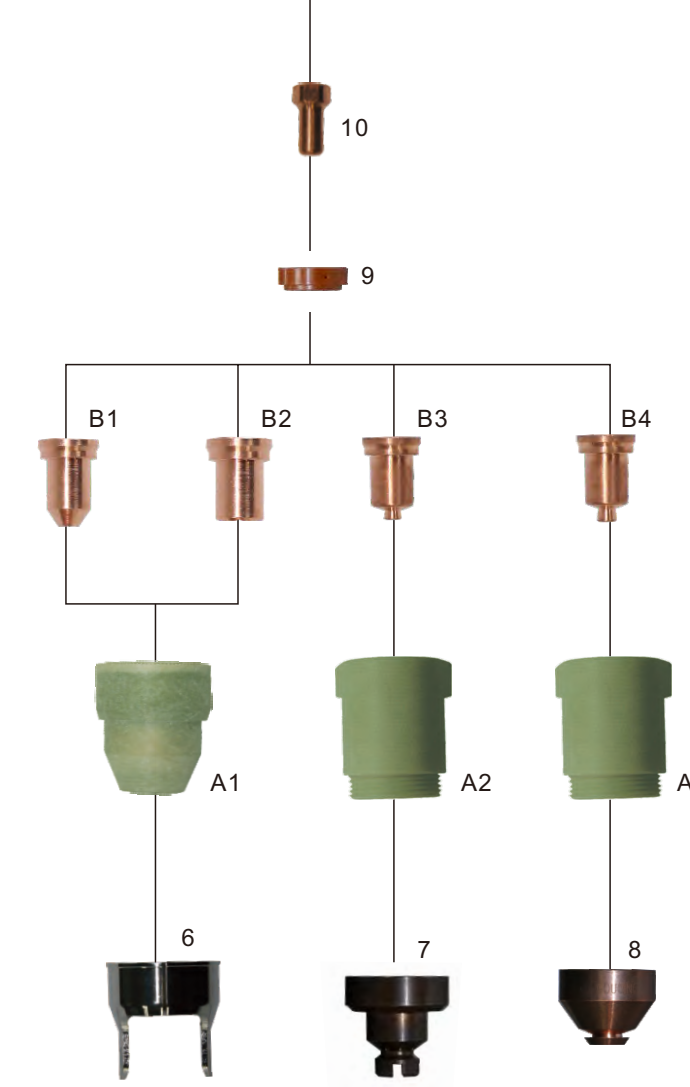
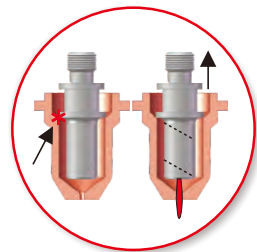

TECHNICAL DATA

Current: 80 Amp
 Duty Cycle: 60%
 Gas: AIR/N₂
 Gas Pressure: 4.4-5.0 Bar
 Gas Flow: 110 LPM
 Ignition: Without HF
 Post Flow: 80 sec.recommended
 Standard Length: 6M

MACHINE TORCH



COMPLETE TORCH



HAND TORCH

Part Number	Description
IVT0911	Plasma torch IPT80/12m 1/4G/back striking
IVT0916	Plasma torch IPT80/6m 1/4G/back striking
IVT0912	Plasma torch IPT80/12m central adaptor/back striking
IVT0917	Plasma torch IPT80/6m central adaptor/back striking

MACHINE TORCH

Part Number	Description
IVT0921	Plasma auto torch IPTM80/12m 1/4G/back striking
IVT0926	Plasma auto torch IPTM80/6m 1/4G/back striking
IVT0922	Plasma auto torch IPTM80/12m central adaptor/back striking
IVT0927	Plasma auto torch IPTM80/6m central adaptor/back striking

Outside nozzle

No.	Part Number	Description
A1	IVS0667	Outside nozzle IPT80
	IVS0667-01	Outside nozzle/maximum life PT80
A2	IVS0672	Outside nozzle IPT80/Contact cut

TIP

No.	Part Number	Description
B1	IVU0670-10	Tip Φ 1.0mm/40-50A /back striking
	IVU0670-11	Tip Φ 1.1mm/50-60A /back striking
	IVU0670-12	Tip Φ 1.2mm/60-70A /back striking
	IVU0670-13	Tip Φ 1.3mm/70-80A /back striking
B2	IVU0671-09	Tip Φ 0.9mm/30-40A /back striking
B3	IVU0679-10	Tip Φ 1.0mm/40-50A /back striking
	IVU0679-11	Tip Φ 1.1mm/50-60A /back striking
	IVU0679-12	Tip Φ 1.2mm/60-70A /back striking
	IVU0679-13	Tip Φ 1.3mm/70-80A /back striking
B4	IVU0675-16	Tip gouging/80A/back striking

COMPONENTS

No.	Part Number	Description
1	IVZ0683	Plasma torch auto head IPTM80
1a	IGV0017	Fiberglass position tube/IPTM80-120
2		COMPLETE TORCH
3	IZX0078	Central adaptor torch side plasma 5 pins
4	ICG6006	Spanner for Plasma
5	ISM0708	Circle cutting attachment IPT80
6	ISM0089	Double pointed spacer/IPT80
7	ISM0700	Shield cap hand, 40-70A
8	ISM0064	Shield cap, gouging
9	IVF0665	Diffuser IPT80
10	IVB0669	Electrode Plasma IPT80/back striking
11	IVZ0674	Plasma torch head IPT80
11a	IFT0709	*O*ring Φ 18x15mm

COMPONENTS

No.	Part Number	Description
11b	IZN0773	Air tube/IPT80
12	IGV0031	Plasma handle manual/IPT80-100/Red
13	IHJ0722	Protection part/Plasma/Yellow
14	IHQ0070	Trigger
15	IHJ0893	Joint/small/new type
16		Cable assembly
16.1	IVN0801	Cable assembly/IPT80-100/6m 1/4G
16.2	IVN0802	Cable assembly/IPT80-100/12m 1/4G
16.3	IVN0803	Cable assembly/IPT80-100/6m central adaptor
16.4	IVN0804	Cable assembly/IPT80-100/12m central adaptor




PT100/PTM100



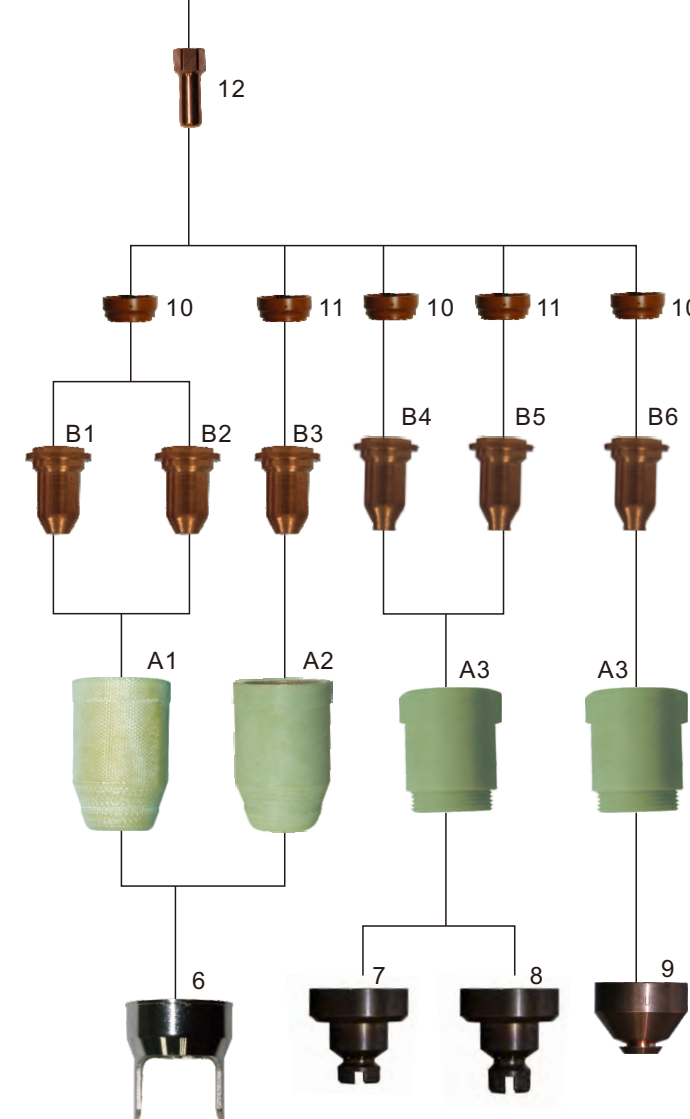
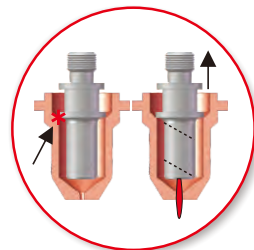

TECHNICAL DATA

Current: 100 Amp
 Duty Cycle: 60%
 Gas: AIR/N₂
 Gas Pressure: 4.6-5.0 Bar
 Gas Flow: 200 LPM
 Ignition: Without HF
 Post Flow: 80 sec.recommended
 Standard Length: 6M

MACHINE TORCH



COMPLETE TORCH



HAND TORCH

Part Number	Description
IVT0936	Plasma torch IPT100/6m 1/4G/back striking
IVT0931	Plasma torch IPT100/12m 1/4G/back striking
IVT0937	Plasma torch IPT100/6m central adaptor/back striking
IVT0932	Plasma torch IPT100/12m central adaptor/back striking

MACHINE TORCH

Part Number	Description
IVT0946	Plasma auto torch IPTM100/6m 1/4G/back striking
IVT0941	Plasma auto torch IPTM100/12m 1/4G/back striking
IVT0947	Plasma auto torch IPTM100/6m central adaptor/back striking
IVT0942	Plasma auto torch IPTM100/12m central adaptor/back striking

Outside nozzle

No.	Part Number	Description
A1	IVS0678	Outside IPT100/30-70A
A2	IVS0676	Outside nozzle IPT100/80-120A
A3	IVS0674	Outside nozzle IPT100/Contact cut

TIP

No.	Part Number	Description
B1	IVU0672-09	Tip Φ 0.9mm/cotact cutting/30-70A /back striking
B2	IVU0678-10	Tip Φ 1.0mm/40-50A /back striking
	IVU0678-11	Tip Φ 1.1mm/50-60A /back striking
	IVU0678-12	Tip Φ 1.2mm/60-70A /back striking
B3	IVU0676-14	Tip Φ 1.4mm/80-90A /back striking
B3	IVU0676-15	Tip Φ 1.5mm/100-110A /back striking
	IVU0676-16	Tip Φ 1.6mm/110-120A /back striking
B4		Tip
B5	IVU0674-10	Tip Φ 1.0mm/40-50A /back striking
	IVU0674-11	Tip Φ 1.1mm/50-60A /back striking
	IVU0674-12	Tip Φ 1.2mm/60-70A /back striking
B6	IVU0686-14	Tip Φ 1.4mm/80-90A /back striking
	IVU0686-15	Tip Φ 1.5mm/100-110A /back striking
	IVU0686-16	Tip Φ 1.6mm/110-120A /back striking

COMPONENTS

No.	Part Number	Description
1	IVZ0683	Plasma torch auto head IPTM80
1a	IGV0017	Fiberglass position tube/IPTM80-120
2		COMPLETE TORCH
3	IZX0078	Central adaptor torch side plasma 5 pins
4	ICG6006	Spanner for Plasma
5	ISM0705	Circle cutting attachment/IPT100
6	ISM0085	Double pointed spacer/IPT100
7	ISM0700	Shield cap, 40-70A
8	ISM0644	Shield cap, 80-120A
9	ISM0064	Shield cap, gouging/120A

COMPONENTS

No.	Part Number	Description
10	IVF0662	Diffuser IPT100/30-70A
11	IVF0661	Diffuser IPT100/80-120A
12	IVB0676	Electrode plasma IPT100
13	IVZ0680	Plasma torch head IPT100
13a	IZN0774	Air tube IPT100
13b	IFT0705	"O"ring Φ 18x21mm
14	IGV0031	Plasma handle manual/IPT80-100/Red
15	IHJ0722	Protection part/plasma/yellow
16	IHQ0070	Trigger
17	IHJ0893	Joint/small/new type
18		Cable assembly
18.1	IVN0801	Cable assembly/IPT80-100/6m 1/4G
18.2	IVN0802	Cable assembly/IPT80-100/12m 1/4G
18.3	IVN0803	Cable assembly/IPT80-100/6m central adaptor
18.4	IVN0804	Cable assembly/IPT80-100/12m central adaptor



PT120/PTM120




TECHNICAL DATA

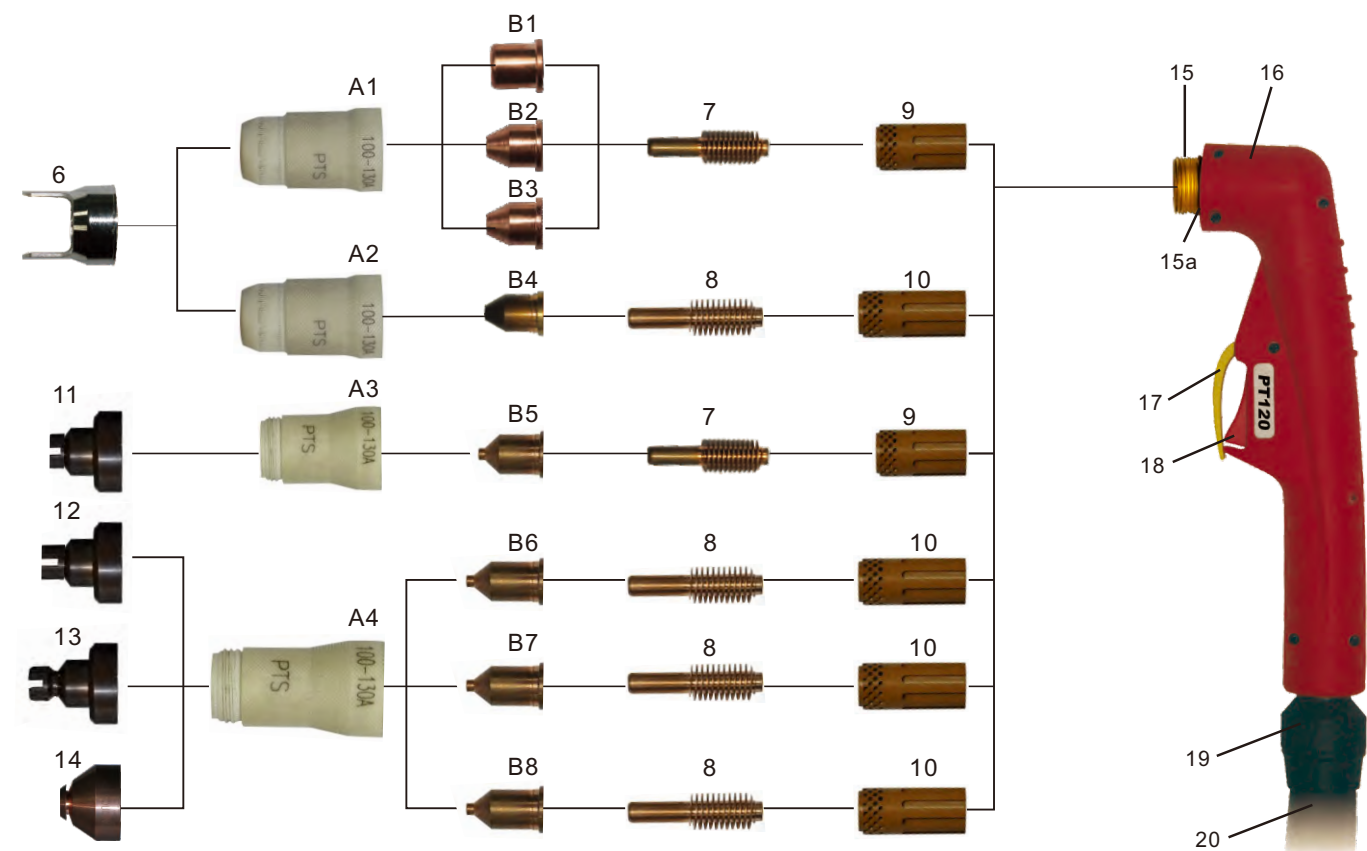

Current: 130 Amp
Duty Cycle: 60%
Gas: AIR/N ₂
Gas Pressure: 4.6-5.0 Bar
Gas Flow: 295LPM
Ignition: Without HF
Post Flow: 120 sec.recommended
Standard Length: 6M



COMPLETE TORCH



MACHINE TORCH



HAND TORCH

Part Number	Description
IVT0565	Plasma cutting torch IPT120/6m 1/4G
IVT0561	Plasma cutting torch IPT120/12m 1/4G

MACHINE TORCH

Part Number	Description
IVT0570	Plasma cutting auto torch IPTM120/6m 1/4G
IVT0576	Plasma cutting auto torch IPTM120/12m 1/4G

Outside nozzle

No.	Part Number	Description
A1	IVS0673	Retaining,40-80A
A2	IVS0671	Retaining,80-130A
A3	IVS0677	Outside nozzle IPT120/40-80A
A4	IVS0675	Outside nozzle IPT120/100A

TIP

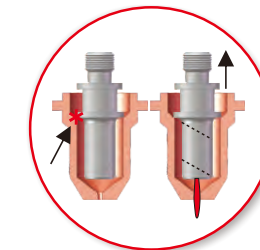
No.	Part Number	Description
B1	IVU0673-10	Tip Φ 1.0mm IPT120
B2	IVU0042	Tip IPT120/60A
B3	IVU0043	Tip IPT120/90A
B4	IVU0044-16	Tip D,1.6/IPT120/100A
B5	IVU0009-10	Tip 1.0/PowerMAX1000-1250
	IVU0009-12	Tip 1.2/PowerMAX1000-1250
	IVU0009-14	Tip 1.4/PowerMAX1000-1250
B6	IVU0005-15	Tip 100A
B7	IVU0078-17	Tip 130A
B8	IVU0688	Tip gouging back striking/IPT120

COMPONENTS

No.	Part Number	Description
1	IVZ0687	Plasma torch auto head IPTM120
1a	IGV0017	Fiberglass position tube/IPTM80-120
2	ISM0018	Shield cap (machine)40-80A
3	ISM0024	Shield cap (machine)80-100A
4	ISM0051	Shield cap (machine) 100-130A
5	ISM0708	Circle cutting attachment IPT120
6	ISM0089	Double pointed spacer/IPT80
7	IVB0001	Electrode plasma IPT120/40-80A
8	IVB0002	Electrode plasma IPT120/100A
9	IVF0005	Gas Distributor,40-80A
10	IVF0001	DMC parts for diffuser/PowerMAX1650
11	ISM0017	Shield cap(machine)/PowerMAX1000-1250
12	ISM0023	Shield cap (hand) /PowerMAX1650
13	ISM0039	Shield cap (hand) 100-130A
14	ISM0025	Shield cap, gouging/IPT120
15	IVZ0686	IPT120 hand torch head
15a	IFT0704	*O*-ring Φ 22x19mm

COMPONENTS

No.	Part Number	Description
16	IGV0031	Plasma handle manuale/IPT80-120/Red
17	IHJ0722	Protection Part/Plasma/Yellow
18	IHQ0070	Trigger
19	IHJ0893	Joint/small/new type
20		Cable assembly
20.1	IVN0475	Cable assembly/IPT120/6m 1/4G
20.2	IVN0471	Cable assembly/IPT120/12m 1/4G
20.3	IVN0480	Cable assembly/IPTM120/6m 1/4G;
20.4	IVN0486	Cable assembly/IPTM120/12m 1/4G




For the correct operation please use:
3-Ways Solenoid Valve,
inside orific 3.5-4.0mm

SPARE PARTS



SPARE PARTS SUITABLE FOR HYPERTHERM® PRODUCTS
 POWERMAX1000® T60/T60M® POWERMAX1100® RT80/RT80M®
 POWERMAX1250® T80/T80M® RT60/RT60M®
 POWERMAX1650® T100/T100M®




COMPONENTS		
No.	Part Number	Description
1	IVF0005	Diffuser Powermax1000-1250
2	IVB0001	Electrode 40-80A Powermax1000-1250
3		Tip
3.1	IVU0009-10	Tip Φ 1.0mm Powermax1000-1250
3.2	IVU0009-12	Tip Φ 1.2mm Powermax1000-1250
3.3	IVU0009-14	Tip Φ 1.4mm Powermax1000-1250
4	IVS0096	Retaining cap Powermax1000-1250
5	ISM0017	Shield cap(hand) Powermax1000-1250
6	ISM0018	Shield cap(machine) Powermax1000-1250
7	IVF0001	Diffuser Powermax1650
8	IVB0002	Electrode 100A Powermax1650
9	IVU0005-15	Tip Φ 1.5mm Powermax1650
10	IVS0097	Retaining cap Powermax1650
11	ISM0023	Shield cap(hand) Powermax1650
12	ISM0024	Shield cap(machine) Powermax1650

SPARE PARTS SUITABLE FOR HYPERTHERM® PRODUCTS
 MAX200® PAC200T/E® HT-2000®



COMPONENTS		
No.	Part Number	Description
1		Electrode
1.1	IVB0679	Electrode O2 ,AIR, 100A W/O-ring(XF) MAX200
1.2	IVB0675	Electrode O2 ,AIR, 200A W/O-ring(XF) MAX200
1.3	IVB0671	Electrode AR ,H, 200A W/O-ring(XF) MAX200
2	IVU0026-09	Tip Φ 0.9mm(.038) Max200/40A/AIR
3		Tip
3.1	IVU0026-14	Tip Φ 1.4mm(.055) Max200/100A/O2
3.2	IVU0026-15	Tip Φ 1.4mm(.059) Max200/100A/AIR,N2,AR/H
4		Tip
4.1	IVU0020	Nozzle gouging ,AIR 200A
4.2	IVU0020-14	Tip Φ 1.4mm(.055) Max200/100A/O2
4.3	IVU0020-20	Tip Φ 2.0mm(.082) Max200/100A/O2
4.4	IVU0020-22	Tip Φ 2.2mm(.086) Max200/100A/O2
5	IVS0079	Outside nozzle MAX200
6		Shield cap
6.1	ISM0037	Shield cap MAX200/100A/AIR,N2,AR/H
6.2	ISM0038	Shield cap MAX200/200A/O2,AIR,N2,AR/H

SAF SPARE PARTS



COMPONENTS		
No.	Part Number	Description
1	IVS0040	OUTSIDE NOZZLE SAF T1 40
2	IVS0046	OUTSIDE NOZZLE SAF T1 100